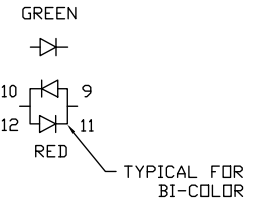
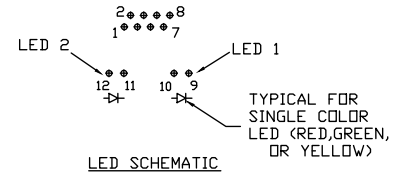
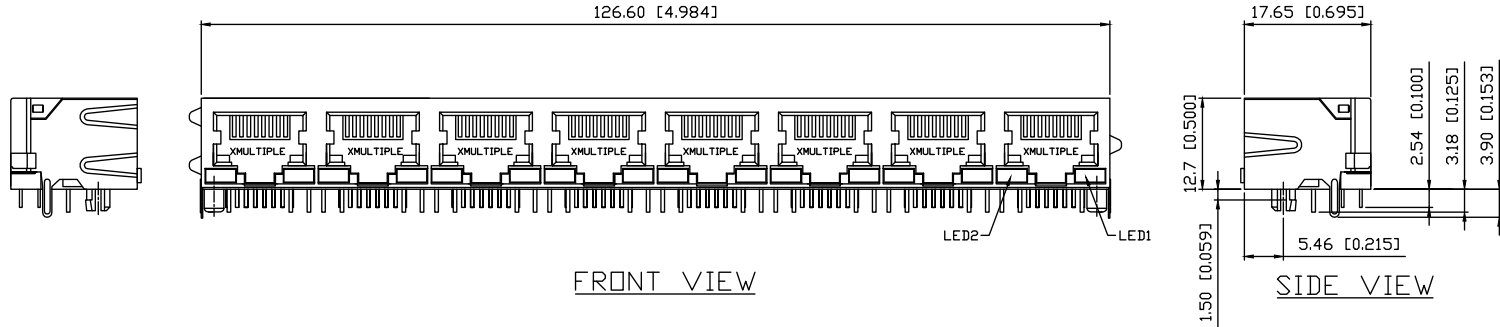
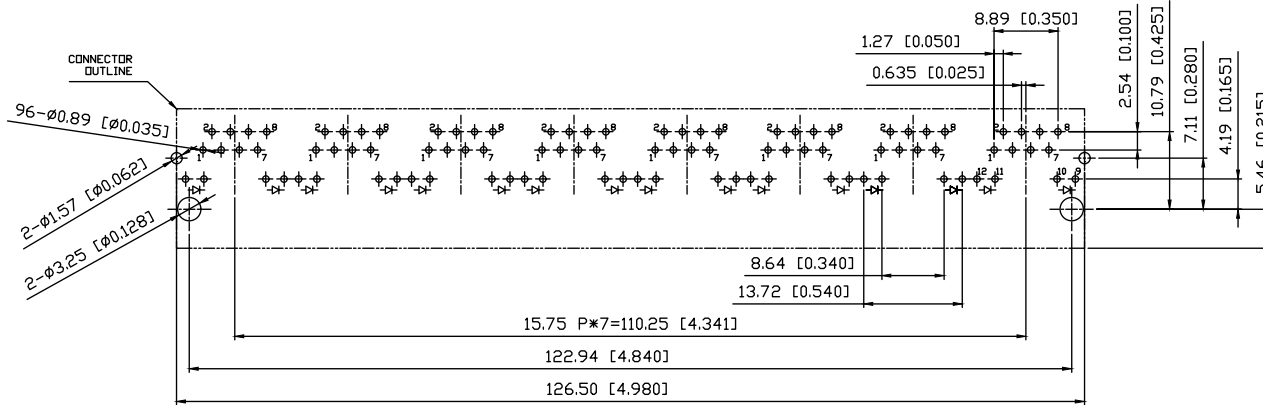


RoHS Compliance



BI-COLOR LED DETAIL
(RED, RED/YELLOW, GREEN/ORANGE LED'S ARE ALSO AVAILABLE)



SUGGESTED PCB LAYOUT PCB LAYOUT TOLERANCE
(TOP VIEW) .XX±0.05[0.002]

☆	CODE	LED 2 (LEFT)	LED 1 (RIGHT)
	0	BLOCKED	BLOCKED
	1	YELLOW	GREEN
	2	BLOCKED	GREEN
	3	YELLOW	BLOCKED
	4	GREEN	YELLOW
	5	GREEN	GREEN
	6	YELLOW	YELLOW
	7	OR/GR	OR/GR
	8	YE/GR	YE/GR
	9	OR/GR	YELLOW

NOTES:

- MATERIALS:**
HOUSING: HIGH TEMP. THERMOPLASTIC, BLACK, UL 94V-0
CONTACTS: 0.014 INCHES (0.35 MILLIMETERS) THICK PHOSPHOR BRONZE PLATED WITH 150 MICROINCHES (3.81 MICROMETERS) MINIMUM THICK TIN LEAD IN SOLDER AREA. 15 MICROINCHES (0.38 MICROMETERS) MINIMUM GOLD IN LOCALIZED PLATE AREA. ENTIRE CONTACTS PLATED WITH 50 MICROINCHES (1.27 MICROMETERS) MINIMUM THICK NICKEL.
SHIELDED: 0.0098 INCHES (0.25 MILLIMETERS) THICK COPPER ZINC ALLOY PLATED WITH 30 MICROINCHES (0.762 MICROMETERS) MINIMUM THICK NICKEL
- JACK CAVITY CONFORMS TO FCC RULES AND REGULATIONS PART 68, SUBPART F
- UNSPECIFIED TOLERANCE: .XX ±0.25[0.010]
.X ±0.30[0.012]

THIS DRAWING IS A CONTROLLED DOCUMENT.
DO NOT SCALE DRAWING.

DIMENSIONS: MM	TOLERANCES UNLESS OTHERWISE SPECIFIED:
THIRD ANGLE PROJECTION	X ± - X.X ± 0.25 X.XX ± 0.13 X.XXX ± 0.05 ANGLES ± -
MATERIAL	FINISH
SEE NOTES	SEE NOTES



www.xmultiple.com

TITLE Stacked RJ45 Connectors, With LED, 8P8C, Shielded, Thru Hole

△	-	-	-
LTR	DESCRIPTION	DATE	APVD
REVISIONS			

DWN	T. Li	DATE	OCT-04-2018
CHK	D. Wang		OCT-04-2018
APVD	R. Tsai		OCT-04-2018

SIZE	DRAWING NO
A3	XRJDB-S-08-8-8-X
WEIGHT	- GRAMS Ref.
REV	1
SHEET	1