




User's Manual

**Portable
Bluetooth Speaker
(PowerShark-M10)**





Model: EP-110162

**PowerShark Portable Bluetooth Wireless Speaker for
iPhone 3G/4G/iPad/iPad 2/other Phones/Laptops**

Product Description:

- With 3 button: Prev/vol-, Play/Pause, Next/vol+
- Mini USB Charge cable
- Bluetooth2.1+EDR(Enhanced Data Rate)Backward compatible: V2.0,V1.2,V1.1 standard, Support A2DP,AVRCP
- Compatibility: All Bluetooth Enabled Phones and PC(Windows XP/Vista/7).Apple Macintosh; B: Working many brand Bluetooth A2DP mobile phone included: iPhone 3G/4G/ Apple iPad/iPad2 .
- Frequency:2402MHZ-2408MHZ ISM Band
- Transmission Range > 10 M (Measured in open space Walls and structures may affect range of device)
- Working time 8 hours
- Working Voltage: 3.3V—4.2V
- Average Working Current: 80MA
- Charge time 2 hours
- Data Transmission rate: 2.1Mbps
- SNR: > 85db
- Frequency Range: 20HZ-20000HZ
- Audio out put: Low power consumption Class D type Digital Power Amplifier
- Built-in Li-polymer 3.7/650mAh
- Out put Power : 2W

- Automatic off power function: 5 minute the Bluetooth don't have contact equipment will be off Bluetooth power.
- Product size:125x65mm
- Weight 310g
- Colors: Black, White
- Accessories: USB Cable, Becket, Soft bag.

Product Introduction:

The Bluetooth Speaker is suitable for various portable devices built-in Bluetooth module, such as iPhone 3G/4G, iPad/iPad 2 / other mobile phones, laptops, game consoles, etc, then without any wires, you could enjoy music, movies or game freely with this speaker.

Product Feature:

*This speaker uses Bluetooth V2.1+EDR and works in 2.4G ISM band;

*It with 2.1mbps data transfer rate that's three times of the normal Bluetooth technology. *The straight-line transmission distance is more than 10 meters when there is no barrier. *When playing music, the sound is good and low distortion, which fully embodies the joy and freedom of wireless music.

Product/Button Diagram




- I. Hold this button to turn down the volume;
- II. Click this button to get back to the start of music playing;
- III. Double click this button to turn to previous song.



- i. Hold this button in 5 seconds to turn on/off this speaker (with beep indicates);
- ii. Click this button to pause/play the music.



- i. Hold this button to turn up the volume;
- ii. Click this button to turn to next song;
- iii. The beep sounds when the volume set to maximum.



Charging indicator (it lights red when charging, and turns green after charging full).



DC 5V Charge Port.



Buckle for strap.

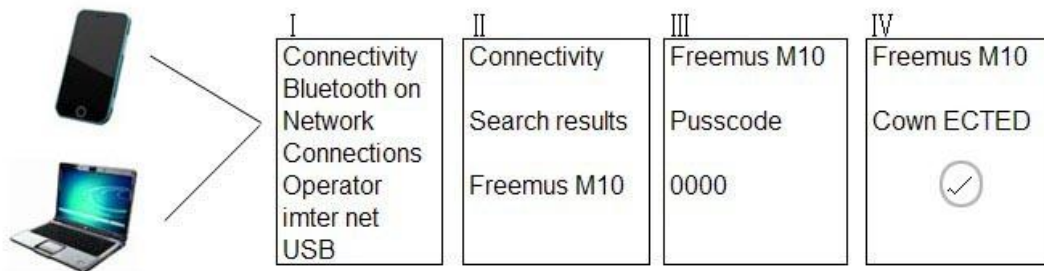
Operation Instruction:

A.

- i. Turn on the Bluetooth feature on your devices.
- ii. Hold this button in 8 seconds to turn on this speaker, LED light will be left and right twinkling then to pair/connect your device with this speaker;
- iii. Your device will search this speaker (PowerShark M10)
- iv. Pair and contact to the PowerShark M10, if prompted need password, Please enter "0000";
- v. The connection succeeds, and it's ready to play music.

(Note: The above are the general steps for pairing with Bluetooth devices, for the specific instruction of Bluetooth connection for your device, please refer to the device manufacturer's manual.)

B.



C. After the connection succeeds, you could play music through this speaker from PC or other devices, during playing music, you could control the actions via the three buttons, like Play / Pause / Previous Song / Next Song / Volume + / Volume -.

D. Attention

1. If the Bluetooth is disconnected when turning off the power, it could be re-connected over 30 seconds later.
2. Most of Bluetooth devices will connect with this speaker automatically after they're paired once; while for a few brands of mobile phones, they could not connect automatically, and need to connect manually again.
3. For most of Bluetooth devices, when the connection succeeds, users could control Play / Pause / Previous Song / Next Song through this speaker; while for a few

brands of mobile phones, they may fail to do so, and could just adjust the volume.

4. What to do if your device doesn't have the Bluetooth connection with this speaker?
 - Delete the item named as PowerShark MIO-M10 in the pairing list of your Bluetooth device, then follow the steps of Operation Instruction above, and pair your device with this speaker again.
 - If it's hard to pair with this speaker, please put them within 1M or closer.
 - Please make sure both your device and this speaker don't have the connection with other devices.

5. What to do if it still can't play music although your device is already paired with this speaker successfully?

For some Bluetooth devices, such as PC, mobile phones, third-party USB Bluetooth signal transmitter or other devices, you may need to set audio output device to PowerShark MIO-M10 manually. Please check your equipment whether support the A2DP function. For details, please refer to the device manufacturer's manual.

6. There may be some delay when audio output through this speaker, which is determined by the character of Bluetooth wireless technology.
7. The following reasons may cause the disconnection between your device and this speaker.
 - Low power for this speaker.
 - Low power for your device.
 - The distance between your device and speaker is too far away.
 - Interference.
 - The device's Bluetooth module performance may be not stable or with disjunction. (Please refer to the device manufacturer's manual)
 - If the speaker can't normal turn on and turn off, Please disconnect the Bluetooth connection about 5 minutes. The speaker will be automatically shut down. Re-open after the speaker will be normal working.

8. Additional guides for Bluetooth devices.

- The short-wave radio signal emitted from the Bluetooth devices may affect the normal use of other equipments or medical equipments. Please turn off this Bluetooth device in the locations where it's forbid to use. Please do not use this Bluetooth device in medical institutions, on the plane, at gas stations, and near automatic doors and automatic fire alarm equipment or other automatic equipments.
- Please do not use this Bluetooth device within 20cm away from the electronic pacemaker or other medical equipments, for the radio waves may affect the normal use of these equipments.

9. Compatibility Statement.

- Wireless performance depends on the device's Bluetooth wireless technology. Please refer to the device manufacturer's manual. PowerShark-M10 is not responsible for data loss or leakage caused by the use of these devices.