

Shielded Power Inductors

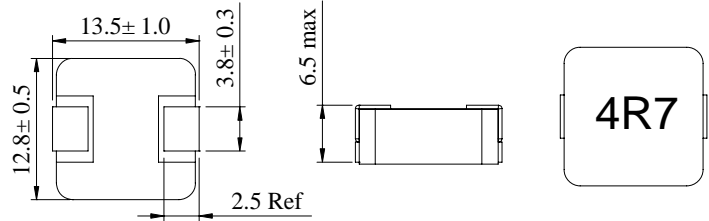
★ XWP-HFW1265M Type



NEW

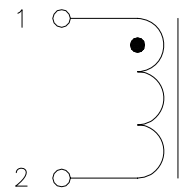
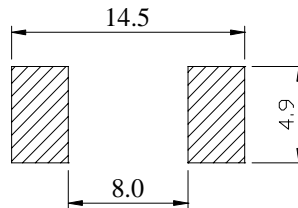
SHAPES&DIMENSION

Unit:mm



PCB LAYOUT

CONNECTIONS



Feature & Application

- Shielded Construction.
- Frequency Range up to 5 MHz
- Inductance rang :0.1uH to 10uH.
- Lead free and ROHS compliant.
- Low Buzz Noise, due to composit eonstrction.
- PDA/Notebook/Desktop/Server Applications
- Low Profile,High Current Power Supplies
- Battery Powered Devices
- DC/DC Converters for Power System Distribution

STANDARD SPECIFICATION

XWP P/N	Inductance L(uH)±20%	DCR (mΩ)		Saturation Rated Current I sat (A) Typical	Temperature Rise Current I _{rms} (A) Typical
		Typical	Max		
XWP-HFW1265M-R10M	0.10	0.470	0.50	120	60
XWP-HFW1265M-R15M	0.15	0.53	0.60	118	55
XWP-HFW1265M-R22M	0.22	0.63	0.70	112	53
XWP-HFW1265M-R30M	0.30	0.70	0.80	72	48
XWP-HFW1265M-R33M	0.33	0.83	0.90	65	46
XWP-HFW1265M-R40M	0.40	0.9	1.0	64	44
XWP-HFW1265M-R47M	0.47	1.0	1.2	63	41
XWP-HFW1265M-R56M	0.6	1.2	1.4	62	37
XWP-HFW1265M-R68M	0.68	1.4	1.6	60	35
XWP-HFW1265M-R82M	0.82	1.6	1.9	50	33
XWP-HFW1265M-1R0M	1.0	1.7	2.0	49	32
XWP-HFW1265M-1R2M	1.2	2.1	2.5	48	30
XWP-HFW1265M-1R5M	1.5	2.5	3.0	45	27
XWP-HFW1265M-1R8M	1.8	2.8	3.2	41	24
XWP-HFW1265M-2R2M	2.2	3.5	4.2	40	22
XWP-HFW1265M-3R3M	3.3	5.7	6.8	35	18
XWP-HFW1265M-4R7M	4.7	9.3	11.2	30	13.5
XWP-HFW1265M-5R6M	5.6	9.3	11.2	26.5	13.5
XWP-HFW1265M-6R8M	6.8	13.1	14.0	16.5	11.5
XWP-HFW1265M-8R2M	8.2	14.5	15.5	16.0	10.5
XWP-HFW1265M-100M	10	15.8	16.8	15.5	10
XWP-HFW1265M-180M	18	28	31.0	9.5	7
XWP-HFW1265M-220M	22	36	40.0	12	6
XWP-HFW1265M-330M	33	50	55.0	10	5
XWP-HFW1265M-470M	47	80	92.0	5	4

- Inductance test: 100kHz, 0.25V
- Saturation Rated Current:30% lower than its initial value.
- Operating Temperature:-55℃~120℃
- Tolerance of Inductance:±20%
- Temperature Rise Current:ΔT=40℃