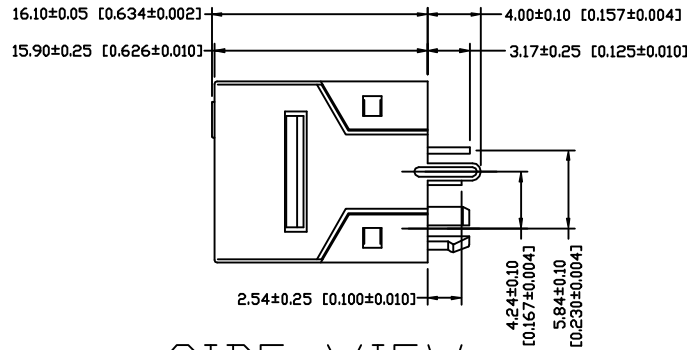
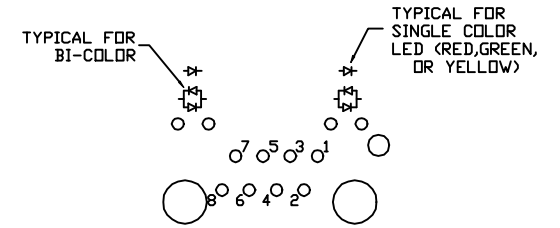


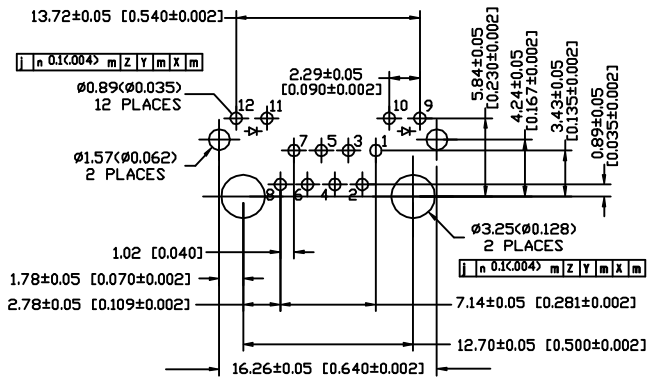
FRONT VIEW



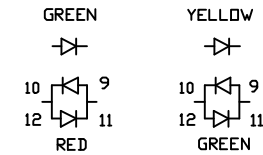
SIDE VIEW



LED SCHEMATIC



SUGGESTED PCB LAYOUT
(COMPONENT SIDE)



BI-COLOR LED DETAIL
(RED, RED/YELLOW, GREEN/ORANGE LED'S ARE ALSO AVAILABLE)

1. MATERIALS:
HOUSING: HIGH TEMP. THERMOPLASTIC, BLACK, UL 94V-0
CONTACTS: 0.014 INCHES (0.35 MILLIMETERS) THICK PHOSPHOR BRONZE PLATED WITH 150 MICROINCHES (3.81 MICROMETERS) MINIMUM THICK TIN LEAD IN SOLDER AREA.
15 MICROINCHES (0.38 MICROMETERS) MINIMUM GOLD IN LOCALIZED PLATE AREA.
ENTIRE CONTACTS PLATED WITH 50 MICROINCHES (1.27 MICROMETERS) MINIMUM THICK NICKEL.
SHIELDED: 0.0098 INCHES (0.25 MILLIMETERS) THICK COPPER ZINC ALLOY PLATED WITH 30 MICROINCHES (0.762 MICROMETERS) MINIMUM THICK NICKEL.

2. JACK CAVITY CONFORMS TO FCC RULES AND REGULATIONS PART 68, SUBPART F
3. PART NUMBER: XRJV-S-01-8-8-X

REFER TO LED OPTIONS TABLE FOR ORDERING CODES

NOTES: UNLESS OTHERWISE SPECIFIED
UNSPECIFIED TOLERANCE: .XX ± 0.010 [0.25]
.X ± 0.006 [0.15]

XMULTIPLE		CONNECTING THE INFORMATION AGE	
XMULTIPLE ASIA 11F-1, No. 90, Fu-Hsing K. Road Taichung, Taiwan, R.O.C.		XMULTIPLE USA 2858 Old County Road Newbury Park, CA 91320	
THIS DRAWING IS A CONTROLLED DOCUMENT.			
TITLE: RJ45 Jack, V/LED, BP, BC, Shielded, Vertical Mount, Thru-Hole		SNO: PDV0723	
PART NO: XRJV-S-01-8-8-X		DRAWN: VIQ	
		ORD: C. TSAI	
		DIMENSIONS mm [inch]	SHEET 1 of 1
		REV J	DATE 07/24/01