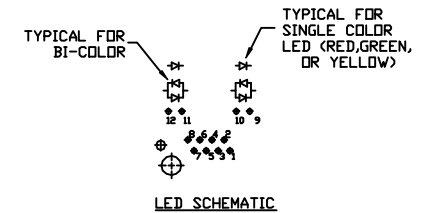
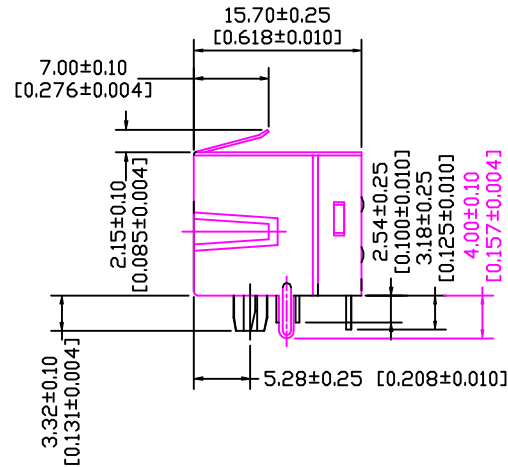
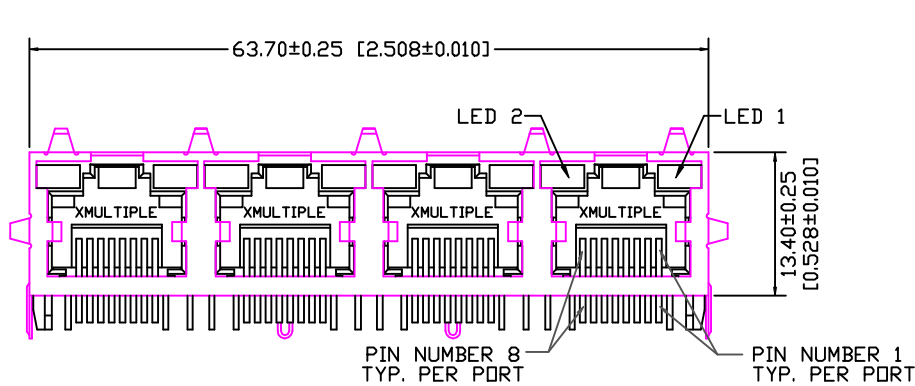


**BI-COLOR LED DETAIL**  
 (RED, RED/YELLOW, GREEN/DRANGE LED'S ARE ALSO AVAILABLE)



**SUGGESTED PCB LAYOUT**  
 (COMPONENT SIDE)



**PCB LAYOUT TOLERANCE**  
 .XX±0.05[0.002]

1. MATERIALS:  
 HOUSING: HIGH TEMP. THERMOPLASTIC, BLACK, UL 94V-0  
 CONTACTS: 0.014 INCHES (0.35 MILLIMETERS) THICK PHOSPHOR BRONZE PLATED WITH 150 MICROINCHES (3.81 MICROMETERS) MINIMUM THICK TIN LEAD IN SOLDER AREA. 15 MICROINCHES (0.38 MICROMETERS) MINIMUM GOLD IN LOCALIZED PLATE AREA. ENTIRE CONTACTS PLATED WITH 50 MICROINCHES (1.27 MICROMETERS) MINIMUM THICK NICKEL.  
 SHIELDED: 0.0098 INCHES (0.25 MILLIMETERS) THICK COPPER ZINC ALLOY PLATED WITH 30 MICROINCHES (0.762 MICROMETERS) MINIMUM THICK NICKEL
2. JACK CAVITY CONFORMS TO FCC RULES AND REGULATIONS PART 68, SUBPART F
3. PART NUMBER: XRJM-S-04-8-8-X  
 REFER TO LED OPTIONS TABLE FOR ORDERING CODES

**NOTES:** UNLESS OTHERWISE SPECIFIED  
 UNSPECIFIED TOLERANCE: .XX±0.25[0.010]  
 .X±0.30[0.012]

|  |   |                                |                                       |
|--|---|--------------------------------|---------------------------------------|
| <b>XMULTIPLE</b>   |   | CONNECTING THE INFORMATION AGE |                                       |
| XMULTIPLE ASIA<br>8F, No. 85, Johnson St.,<br>Taipei, 10488, Taiwan. | XMULTIPLE USA<br>3858 Old County Road<br>Newbury Park, CA 91380 | DWG NO: P05NF(0712)            |                                       |
| THIS DRAWING IS A CONTROLLED DOCUMENT.                               |   |                                |                                       |
| TITLE:<br>RJ45, Connectors, w/LED,8P,8C, Shielded, Thru-Hole         | PART NO:<br>XRJM-S-04-8-8-X-F1                                  |                                | DRAWN:<br>VIQ                         |
| DIMENSIONS<br>mm [inch]  | SHEET<br>1 of 1   | REV<br>J1                      | CHKD:<br>C. TSAI<br>DATE:<br>10/06/01 |