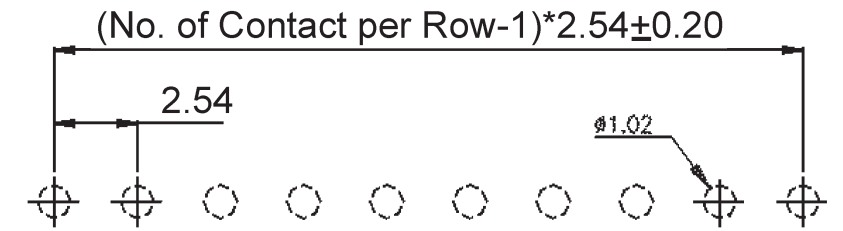
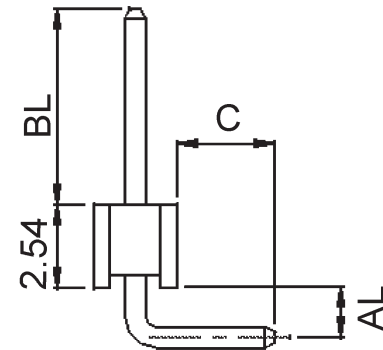
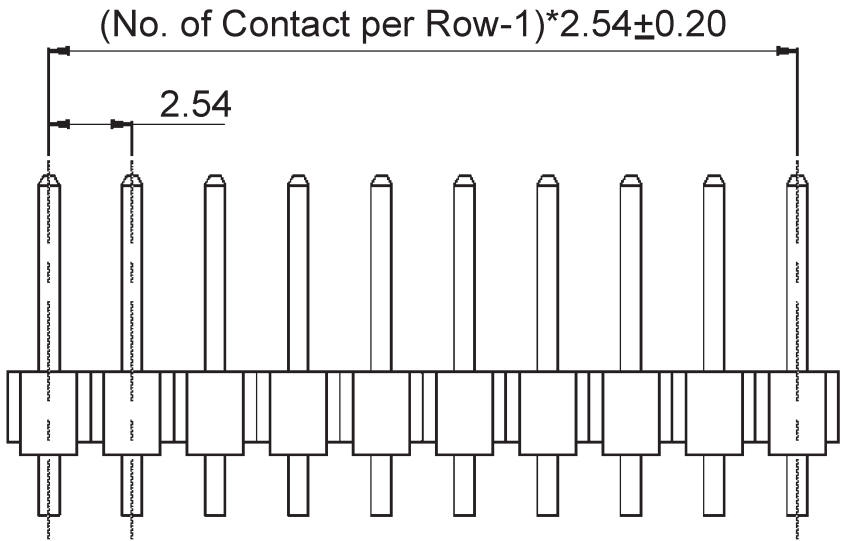
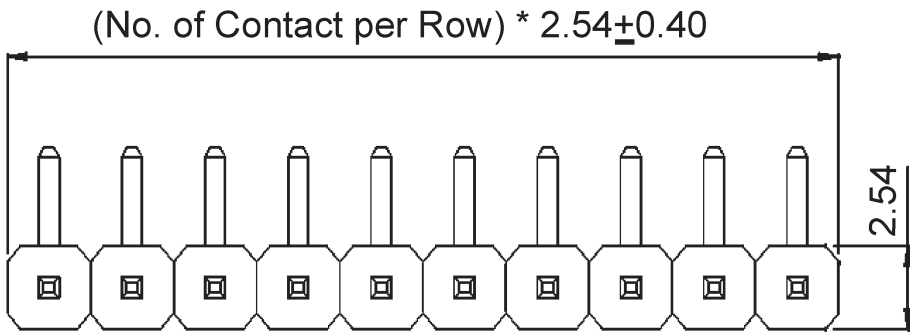


REV.	ECN NO.	DATE
A	Released	08/10/2011



PCB Layout

Specifications:

Materials:

- * Contact: Brass
- * Housing: Polyester, (UL94V-0)
Standard: P.B.T

Electrical:

- * Contact Resistance: 20 mΩ Max.
- * Insulator Resistance: 1000 MΩ Min.
- * Current Rating: 3 AMP
- * Dielectric Voltage: AC 1000V for 1 minute
- * Operating Temperature: -55°C ~ + 105°C

How to Order:

XTB - PH01- R - S - x - x - 1 - x - 0 - 0 - B(x) - LA1

Pins per row ———— x ————
2~40

Plating ———— x ————
S:Sel.G/F
G:Gold flash
T:Tin
G5:5u"gold
G10:10u"gold

Housing material
blank: PBT
H: Nylon
L: LCP

Dim. code
(AL/BL/C)
148: (1.42/3.50/3.00)

RoHS Compliant

Scale		Drawn by	ANGLIA
Unit	mm	Checked by	Kevin
Tolerance		Sheet	1 of 1
.X	± 0.35	Projection	
.XX	± 0.2		
.XXX	±		
ANG.	± 5°		

XMULTIPLE	
Name: Pin Header, pitch: 2.54mm Right Angle, Single Row	
Part number	XTB-PH01-R-S-x-x-1-148-0-0-B(x)-LA1
Drawing no.	PH01-R-S-x-x-1-148-0-0-B(x,b)