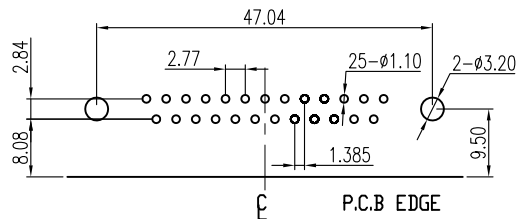
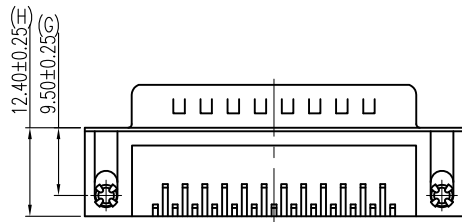
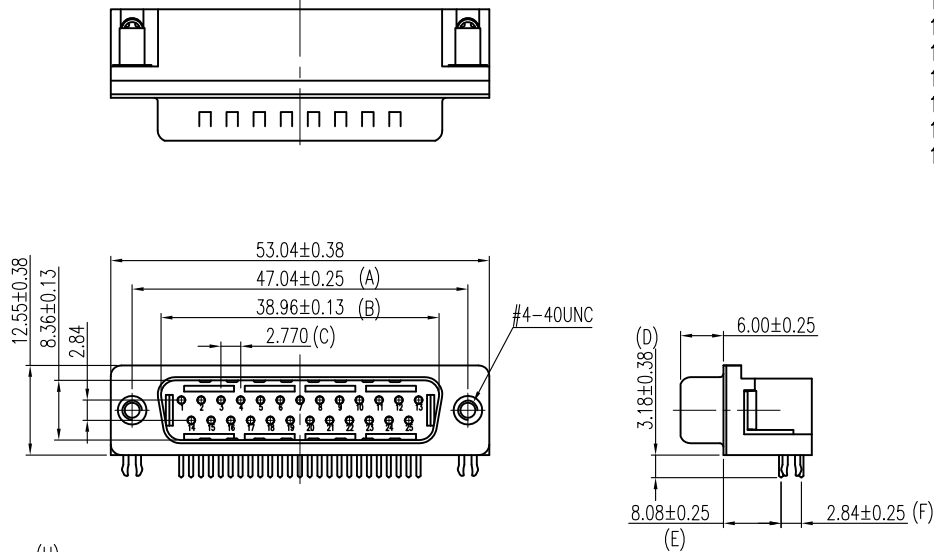


SPECIFICATIONS

1. D-SUB
- 1.1 Voltage: 250 VAC(RMS) Max.
- 1.2 Current Rating: 3 Ampere per Contact
- 1.3 Contact Resistance: 25 Milliohms Max.
- 1.4 Insulation Resistance: 5000 Megohms Min.
- 1.5 Dielectric Withstanding Voltage: 1000V AC(RMS)
- 1.6 Total Mating Force: 9.4 Kgf Max.
- 1.7 Total Unmating Force: 1.4 Kgf Min.
- 1.8 Operating Temperature: -55°C to +115°C

NOTES

1. MATERIAL:
 - Housing:PBT, UL 94V-0, Color:Black.
 - Terminal:Copper Alloy.
 - Shell:SPCC.
 - Boardlock:Copper Alloy.
 - Rivet:Copper Alloy.
2. FINISH:
 - Terminal:Gold Plated over Nickel at Contact Area.
 - Tin Plated over Nickel at Solder Area.
 - Shell:Tin Plated.
 - Boardlock:Tin Plated.
 - Rivet:Nickel Plated.
3. This Product is LEAD-FREE & RoHS Compliance Product.



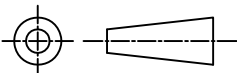
RECOMMENDED P.C.B LAYOUT

INSPECTION DIMENSION:(A)~(H)

UNLESS OTHERWISE SPECIFIED TOLERANCE

ANG. ±2°
 .0 ±0.25
 .00 ±0.13

SIZE	DRAWN
A4	Sam
REV.	DATE
0	Mar/01/11



UNIT:mm

DESCRIPTION:

D-Sub R/A 7.2mm 25p female connector
 4 finger boardlock + clinch nut (RoHS)

PRODUCT NO.

XTB-DRA-25P12S1R4-NV1

FILE NAME.

XMULTIPLE
 Technologies, Inc.