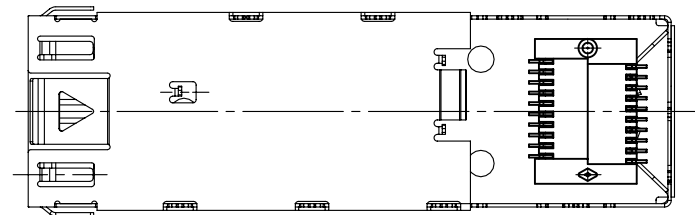
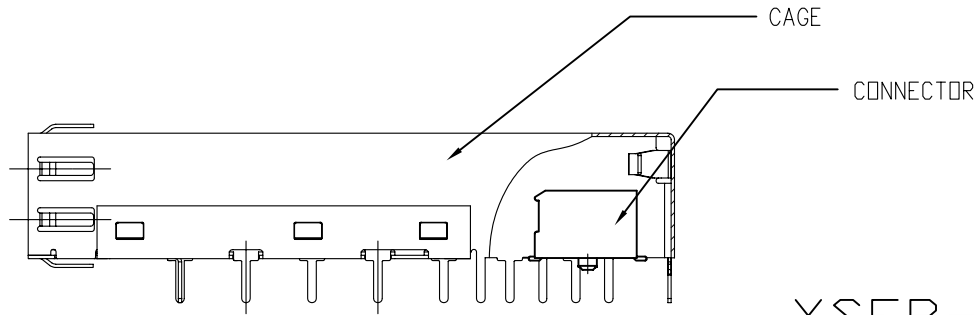
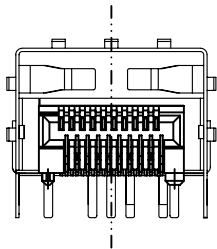
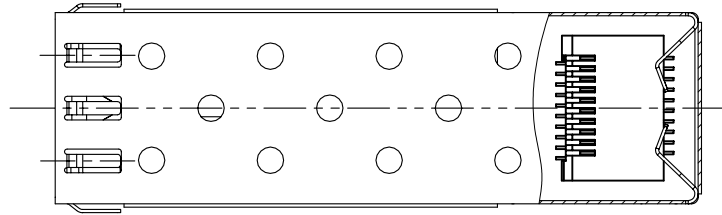


1. ASSEMBLY :



XSFP-K-SSLA-0101-MA

TYPE  
K : KIT

S : STANDARD  
SL : SOLDER LEAD

CUSTOMER CODE

SERIAL NUMBER

0 : W/O LIGHT PIPE

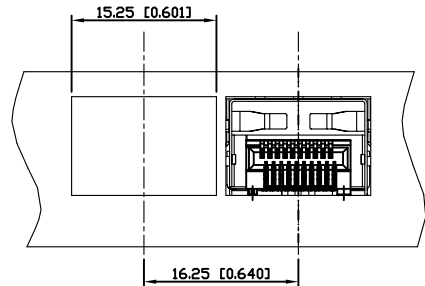
NUMBER OF PORT

A : EMI TAB

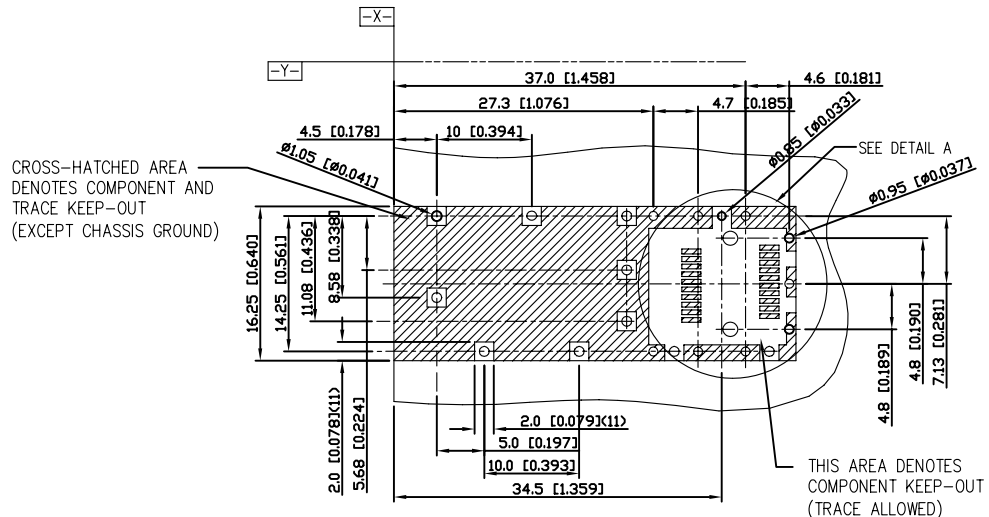
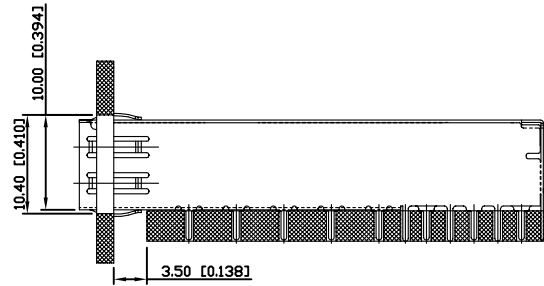
RoHS Compliant

		CONNECTING THE INFORMATION AGE	
		XMULTIPLE ASIA 4F, No. 347, Yang Guang St., Neihu, Taipei, Taiwan 11475	
XMULTIPLE USA 1420 Los Angeles Ave., Suite G, Simi Valley, CA 93065		G/NO:	
THIS DRAWING IS A CONTROLLED DOCUMENT.			
TITLE:		SFP KIT: CAGE 1 PORT SOLDERABLE PIN +SMT CONNECTOR 0.80 MM 20 POSITIONS	
PART NO:		XSFP-K-SSLA-0101-MA	
		UNIT	SHEET
		mm [inch]	1 of 4
		REV	DATE
		01	Feb.03,09
		DRAWN: IVAN	
		CHKD: TARA	

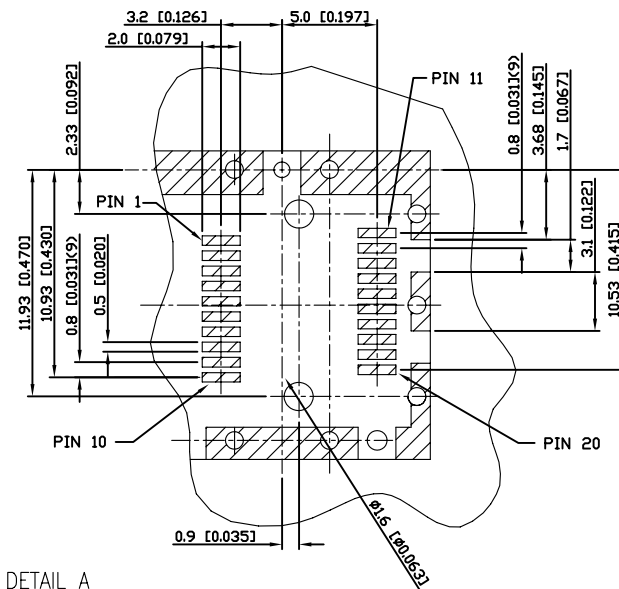
2. PCB LAYOUT :



RECOMMENDED  
PANEL CUTOUT DIMENSION



PCB LAYOUT THICKNESS=3.0mm (TOP VIEW)

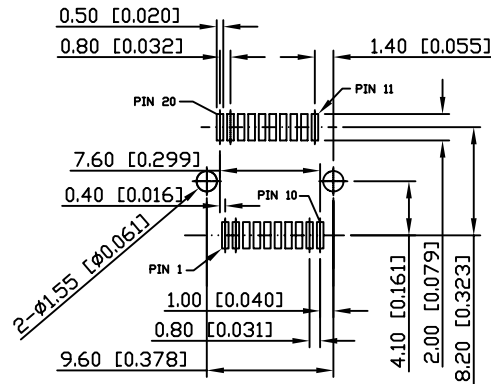
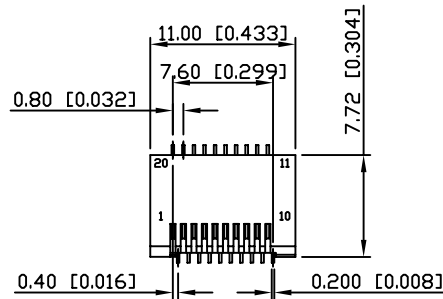


DETAIL A  
SCALE 2:1

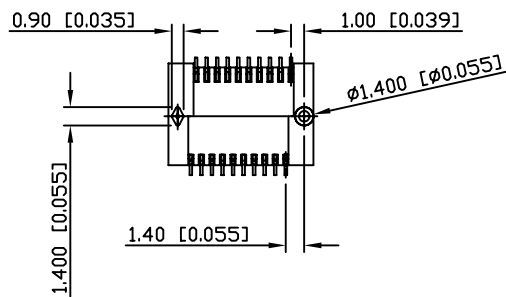
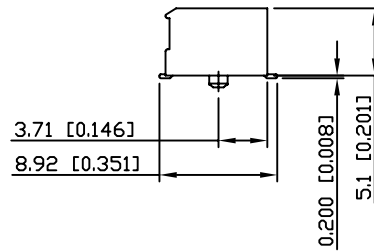
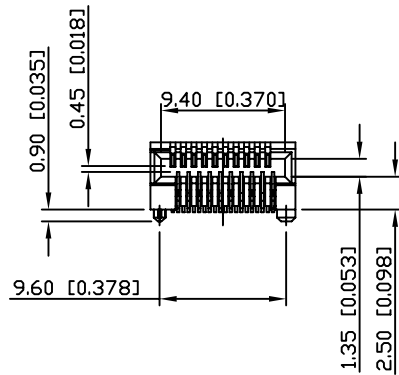
RoHS Compliant

<b>X MULTIPLE</b>		CONNECTING THE INFORMATION AGE	
XMULTIPLE ASIA 4F, No. 347, Yang Guang St., Neihu, Taipei, Taiwan 11475		XMULTIPLE USA 1420 Los Angeles Ave., Suite G, Simi Valley, CA 93065	
THIS DRAWING IS A CONTROLLED DOCUMENT.		G/NO:	
TITLE: SFP KIT: CAGE 1 PORT SOLDERABLE PIN +SMT CONNECTOR 0.80 MM 20 POSITIONS		DWG NO: XSFP-K-SSLA-0101-MA	
PART NO: XSFP-K-SSLA-0101-MA		DRAWN: IVAN	
		UNIT mm[inch]	SHEET 2 of 4
		REV 01	CHKD: TARA
		DATE: Feb.03,09	

### 3. CONNECTOR :



RECOMMENDED P.C.B LAYOUT  
TOP VIEW ±0.05



NOTE:

- MATERIAL  
INSULATOR: GLASS REINFORCED THERMOPLASTIC,  
UL94V-0, BLACK  
CONTACTS: PHOSPHOR BRONZE
- PLATING:  
CONTACT AREA: 15 $\mu$  GOLD PLATING  
SOLDER TAILS: 3 $\mu$  GOLD FLASH OVER 50 $\mu$  NICKEL PLATE
- ELECTRICAL:  
VOLTAGE RATING: 120VAC MAX  
CURRENT RATING: 0.5 AMP  
CONTACT RESISTANCE: 35 MILLIOHMS MAX  
INSULATION RESISTANCE: 500 MOHMS MIN  
DIELECTRIC WITHSTANDING VOLTAGE: 300VAC/MINIMUM
- ENVIRONMENTAL:  
OPERATING TEMPERATURE: -55° TO +85°
- PACKING: 500PCS/REEL, 2500PCS/CARTON
- UNSPECIFIED TOLERANCE: .XXX ±0.10[0.004]  
.XX ±0.20[0.008]  
.X ±0.30[0.012]

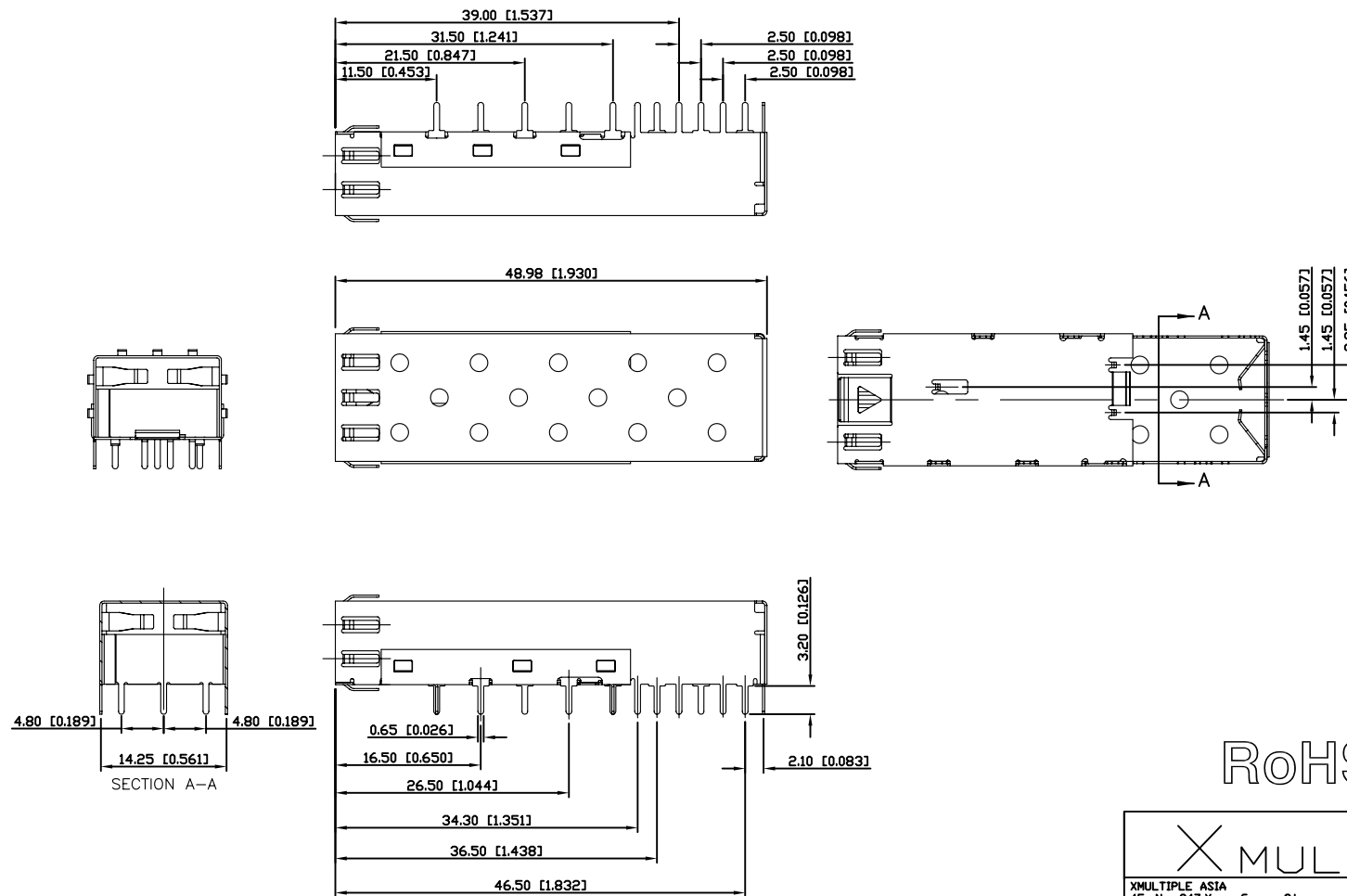
RoHS Compliant

		CONNECTING THE INFORMATION AGE	
X MULTIPLE ASIA 4F, No. 347, Yang Guang St., Neihu, Taipei, Taiwan 11475		X MULTIPLE USA 1420 Los Angeles Ave., Suite G, Simi Valley, CA 93065	
THIS DRAWING IS A CONTROLLED DOCUMENT.			
TITLE: SFP KIT, CAGE 1 PORT SOLDERABLE PIN +SMT CONNECTOR 0.80 MM 20 POSITIONS		DWG NO: XSFP-K-SSLA-0101-MA	
PART NO: XSFP-K-SSLA-0101-MA		DRAWN: IVAN	
		UNIT mm[inch]	SHEET 3 of 4
DATE: Feb.03,09		REV 01	CHKD: TARA

4. CAGE :

NOTE:

- 1.MATERIAL: BRONZE
- 2.PLATING: 100u" Ni FOR ALL
- 3.RoHS COMPLIANT



RoHS Compliant

		CONNECTING THE INFORMATION AGE	
X MULTIPLE ASIA 4F, No. 347, Yang Guang St., Neihu, Taipei, Taiwan 11475		X MULTIPLE USA 1420 Los Angeles Ave., Suite G, Simi Valley, CA 93065	
THIS DRAWING IS A CONTROLLED DOCUMENT.			
TITLE: SFP KIT: CAGE 1 PORT SOLDERABLE PIN +SMT CONNECTOR 0.80 MM 20 POSITIONS		DVG NO: XSFP-K-SSLA-0101-MA	
PART NO: XSFP-K-SSLA-0101-MA		DRAWN: IVAN	
		UNIT mm/inch 1	SHEET 4 of 4
DATE: Feb.03,09		REV 01	CHKD: TARA