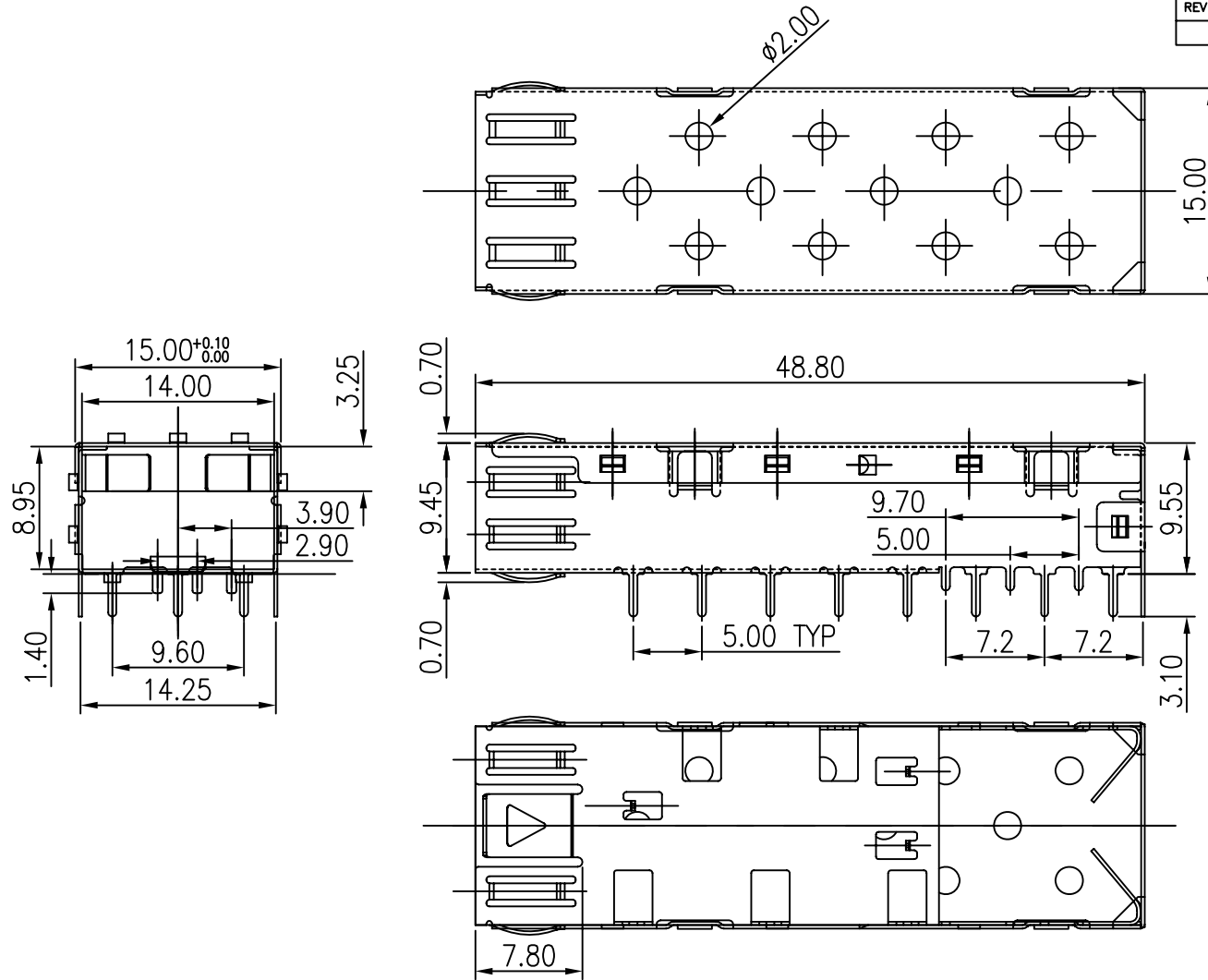


REVISION RECORD				
REV	ECO	DESCRIPTION	DRFT	CHKD

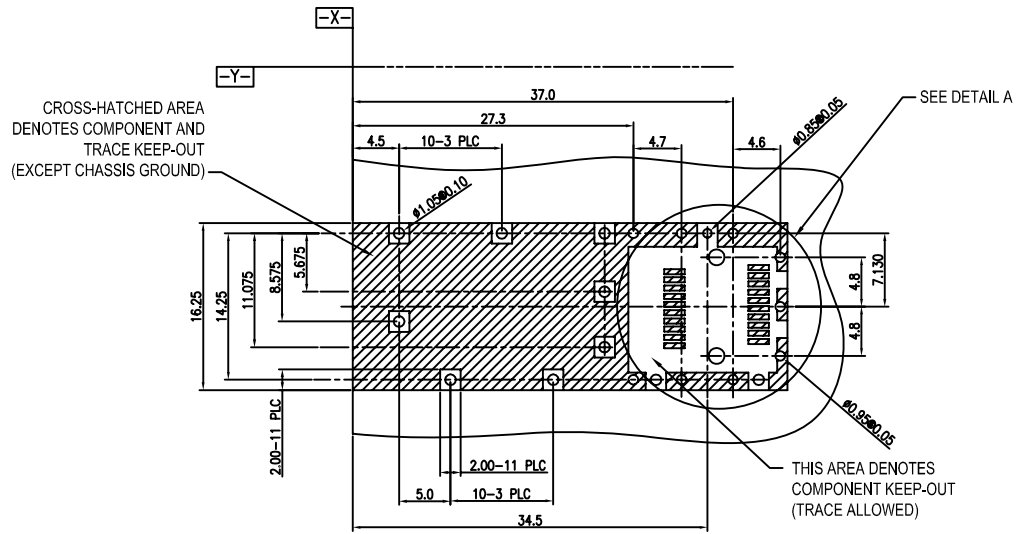
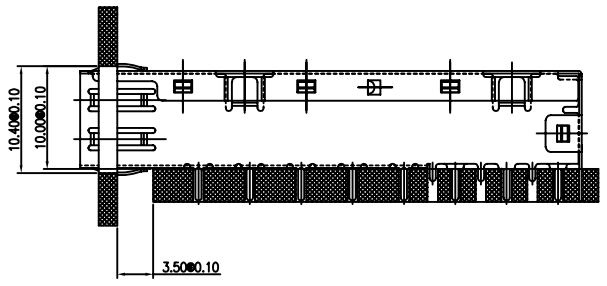
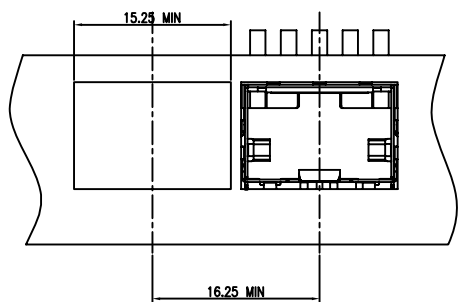


NOTE:

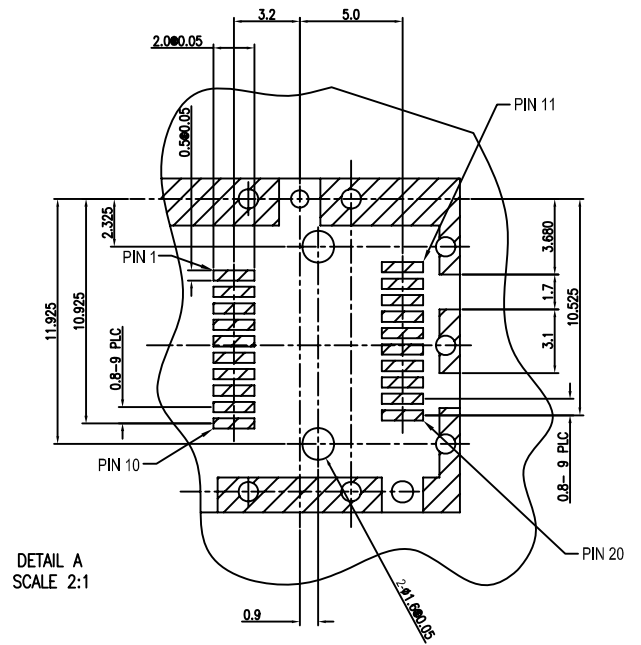
- | | | |
|---------------------|---------------------|------------|
| 1. DESCRIPTION | MATERIAL | PLATING |
| (1) SFP TOP CAGE | COPPER ALLOY T=0.25 | Ni FOR ALL |
| (2) SFP BOTTOM CAGE | COPPER ALLOY T=0.25 | Ni FOR ALL |
2. TEMPERATURE:
 OPERATION: -40° C ~ +85° C
 STORAGE: -40° C ~ +85° C
3. RoHS COMPLIANT
4. PART NUMBER : SFP006

DETACHED LISTS	← MM (INCH) →	DFTO JERRY	DATE 09/28/07	Xmultiple Technologies Inc.	
	TOLERANCES EXCEPT AS NOTED	CHKD ANDY	DATE 09/28/07		
	MM	MFO	DATE	TITLE	
	.0 ±0.20 ±	APPVL ALANN	DATE 09/28/07		
.00 ±0.15 ±	MATERIAL :		SFP CAGE 1 PORT		
.000 ±0.075 ±	QT'Y :				
ANGLES ±	FINISH :		DRAWING NO. SFP-006		
THIRD ANGLE PROJECTION	SCALE :		/PART NO. SEE NOTE		
DO NOT SCALE DRAWING			SHEET X	OF Y	REV O

REVISION RECORD				
REV	ECO	DESCRIPTION	DRFT	CHKD



PCB LAYOUT THICKNESS=3.0mm (TOP VIEW)



DETAIL A
SCALE 2:1

DETACHED LISTS	MM (INCH)		DFTO JERRY	DATE 09/28/07	Xmultiple Technologies Inc.	
	TOLERANCES EXCEPT AS NOTED		CHKD ANDY	DATE 09/28/07		
	MM	±	MFO	DATE	TITLE SFP CAGE 1 PORT	
	.0 ±0.20	±	APPVL ALAMN	DATE 09/28/07		
	.00 ±0.15	±	MATERIAL :		DRAWING NO. SFP-006 /PART NO. SEE NOTE	
.000 ±0.075	±	QT'Y :		SIZE A3		
ANGLES ±	±	FINISH :		DO NOT SCALE DRAWING		
THIRD ANGLE PROJECTION		SCALE :				SHEET X

H
G
F
E
D
C
B
A