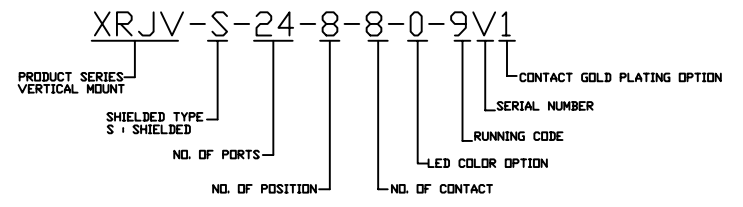
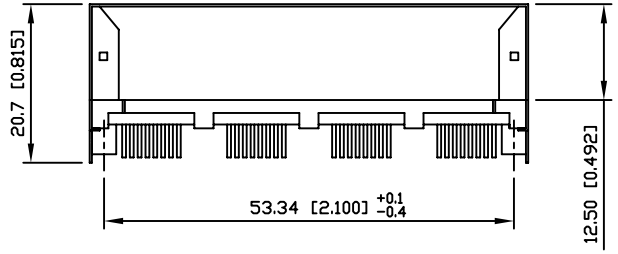
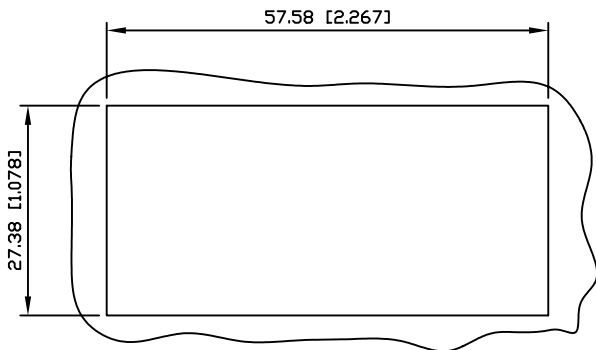


SUGGESTED PCB LAYOUT
TOP VIEW
DIMENSIONAL TOLERANCE: .XX ±0.08[0.003]



- NOTE:**
- MATERIALS:**
HOUSING: PBT POLYESTER UL94V-0
MIXED GLASS FIBER.
STANDARD COLOR-BLACK
CONTACTS: 0.45mm DIAMETER PHOS-BRONZE
PLATED WITH 15μ" GOLD.
MATEL SHIELD: 0.25mm DIAMETER PHOS-BRONZE
PLATED WITH NICKEL.
 - OPERATING TEMPERATURE : -40°C~+85°C
 - CAVITY CONFORMS TO FCC RULES AND REGULATIONS PART 68,SUBPART F.
 - UNSPECIFIED TOLERANCE: .XX ±0.25[0.010]
.X ±0.30[0.012]



**RECOMMENDED
PANEL CUTOUT DIMENSION**

RoHS Compliant

X MULTIPLE		THE INFORMATION AGE	
XMULTIPLE ASIA 4F, No. 347, Yang Guang St., Neihu, Taipei, Taiwan 11475		XMULTIPLE USA 1420 Los Angeles Ave., Suite G, Simi Valley, CA 93065	
THIS DRAWING IS A CONTROLLED DOCUMENT.		G/NO:	9708
TITLE: Stacked RJ45 Connectors, w/O LED, 8P,8C, Shielded, Vertical Mount, Thru-Hole.		DWG NO:	XRJV-S-24-8-8-0-9V1
PART NO: XRJV-S-24-8-8-0-9V1		DRAWN:	RUNES
		CHKD:	JEFF
UNIT	SHEET	REV	DATE:
mm[inch]	1 of 1	C	Apr.10,07