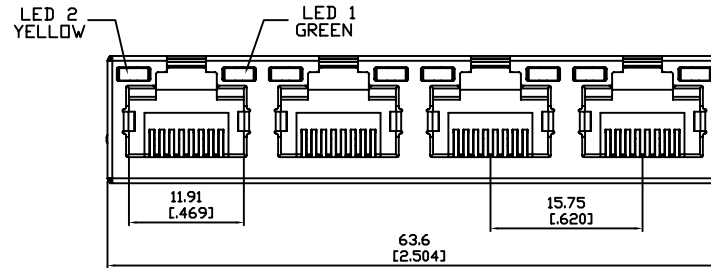
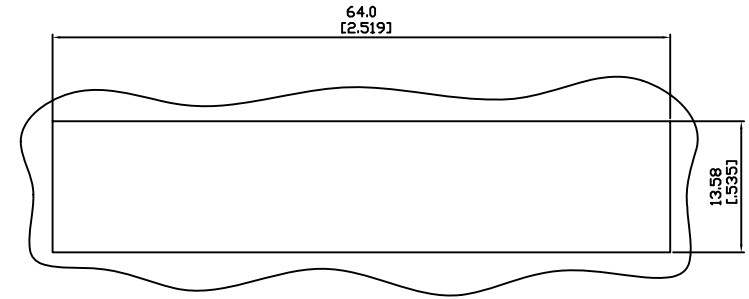


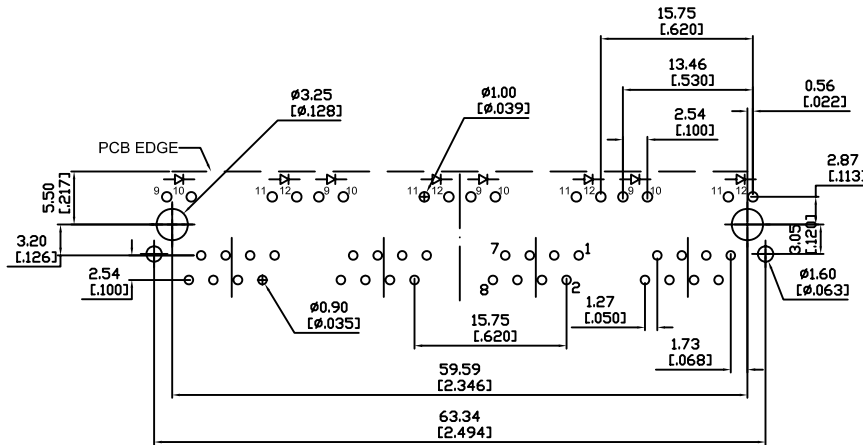
SIDE VIEW



FRONT VIEW



RECOMMENDED
PANEL CUTOUT DIMENSION



SUGGESTED PCB LAYOUT

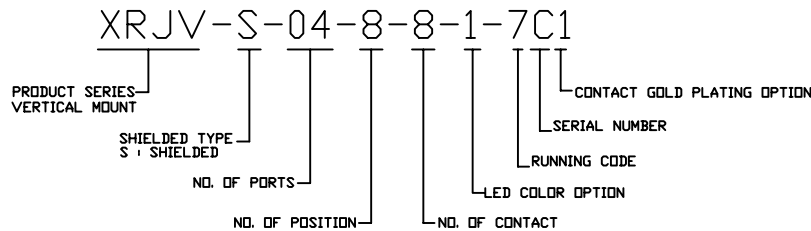
TOP VIEW

DIMENSIONAL TOLERANCE: .XX ±0.08[0.003]

NOTES:

- MATERIALS:
HOUSING-THERMOPLASTIC UL94V-0, PBT,
COLOR-BLACK
CONTACTS-0.35mm THICK PHOS-BRONZE
PLATED WITH 15u" GOLD AND
TIN IN SOLDER AREA.
SHIELD-BRASS ,NICKEL PLATING,
PLATED WITH NICKEL.
- OPERATING TEMPERATURE : -45°~80°C
- CAVITY CONFORMS TO FCC RULES AND
REGULATIONS PART 68,SUBPART F.
- UNSPECIFIED TOLERANCE: .XX ± 0.25[0.010]
.X ± 0.38[0.015]

RoHS Compliant



THIS DRAWING IS A CONTROLLED DOCUMENT.			
TITLE: RJ45 Jack, W/LED, 8P,8C, Shielded, Vertical Mount, Thru-Hole			
PART NO: XRJV-S-04-8-8-1-7C1		TOM	
		UNIT mm[inch]	SHEET 1 of 1
		REV 01	DATE: Jun,13,07