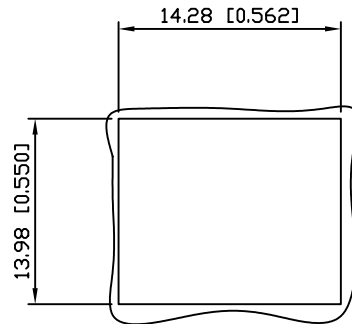
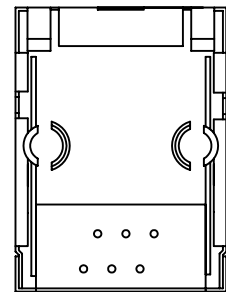
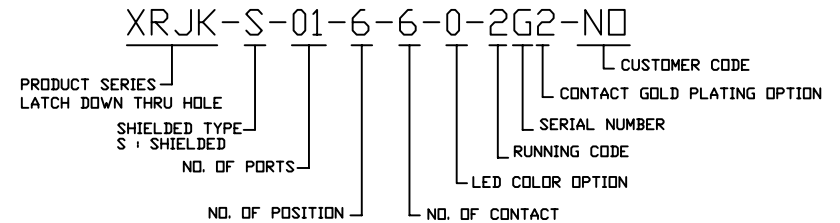


SUGGESTED PCB LAYOUT
TOP VIEW
DIMENSIONAL TOLERANCE: .XX ±0.08[0.003]



RECOMMENDED
PANEL CUTOUT DIMENSION



NOTES:

- MATERIAL:
HOUSING: PBT POLYESTER UL94V-0
MIXED GLASS FIBER.
STANDARD COLOR-BLACK
CONTACTS: 0.35mm THICK PHOS-BRONZE
PLATED WITH 30u" GOLD AND
GOLD FLASH IN SOLDER AREA.
SHIELD: 0.25mm THICK COPPER ALLOY,
PLATED WITH NICKEL.
- OPERATING TEMPERATURE: -40°C ~ +85°C
- CAVITY CONFORMS TO FCC RULES AND REGULATIONS
PART 68,SUBPART F.
- UNSPECIFIED TOLERANCE: .XX ±0.25[0.010]
.X ±0.30[0.012]

RoHS Compliant

		THE INFORMATION AGE	
		XMULTIPLE ASIA 4F, No. 347, Yang Guang St., Neihu, Taipei, Taiwan 11475	XMULTIPLE USA 1420 Los Angeles Ave., Suite G, Simi Valley, CA 93065
THIS DRAWING IS A CONTROLLED DOCUMENT.			
TITLE: RJ11 Connectors, W/D LED, 6P,6C, Shielded, Thru-Hole		DRAWN: RUNES	
PART NO: XRJK-S-01-6-6-0-2G2-ND		CHKD: TARA	
		UNIT mm[inch J]	SHEET 1 of 1 REV 01 DATE: May.15,08