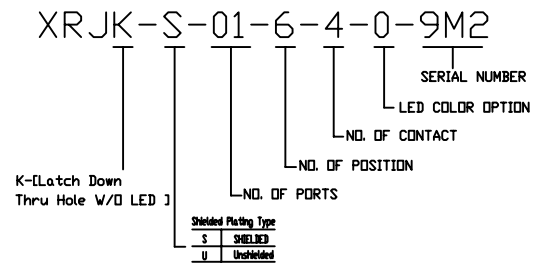
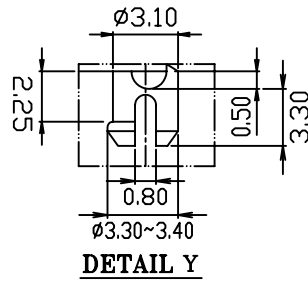
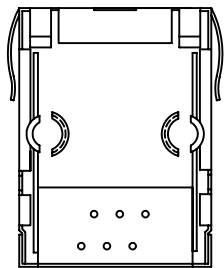


SUGGESTED PCB LAYOUT  
(TOP VIEW)



NOTES:

- MATERIAL:  
HOUSING-PBT POLYESTER UL94V-0  
MIXED GLASS FIBER.  
STANDARD COLOR-BLACK  
CONTACTS-0.45mm DIA. PHOS-BRONZE PLATED  
WITH 30u" GOLD.  
SHIELD-0.25mm THICK COPPER ALLOY,  
PLATED WITH TIN.
- CAVITY CONFIRMS TO FCC RULES AND REGULATIONS  
PART 68,SUBPART F.
- UNSPECIFIED TOLERANCE: .XX ±0.25[0.010]  
.X ±0.30[0.012]

# RoHS Compliant

<b>X</b> MULTIPLE		CONNECTING THE INFORMATION AGE	
MULTIPLE ASIA 4F, No. 347, Yang Guang St., Neihu Chiu, Taipei, Taiwan 11475		MULTIPLE USA 1420 Los Angeles Ave., Suite G, Simi Valley, CA 93065	
THIS DRAWING IS A CONTROLLED DOCUMENT.		G/NO:	
TITLE: RJ11 Connectors, W/O LED, 6P, 4C, Shielded, Thru-Hole		DWG NO: XRJK-S-01-6-4-0-9M2	
PART NO: XRJK-S-01-6-4-0-9M2		DRAWN: LEON	
		CHKD: JEFF	
		DATE: Nov.28,05	
UNIT mm[inch]		SHEET 1 of 1	
		REV 01	