
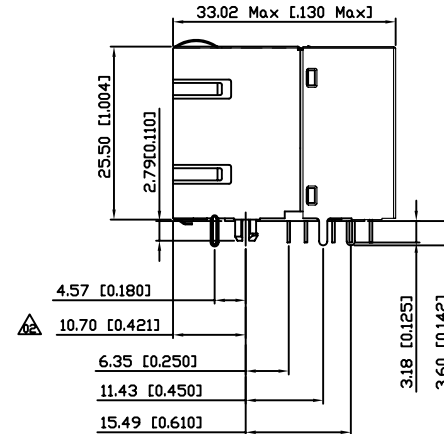
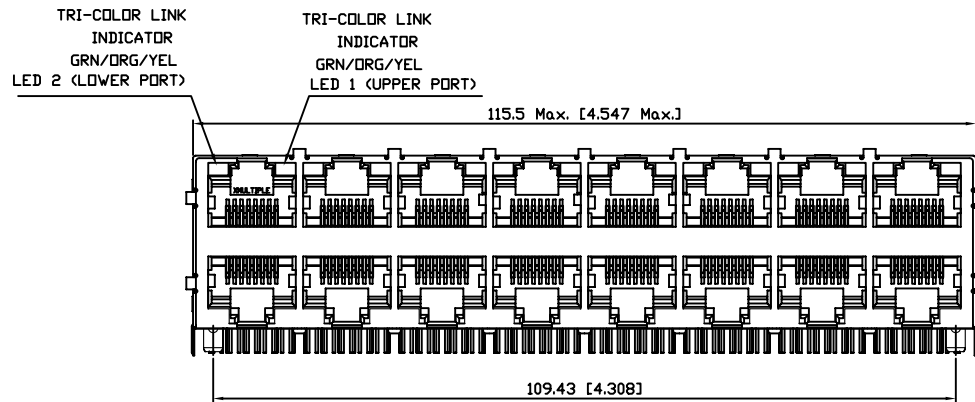


1. MECHANICAL DIMENSIONS :



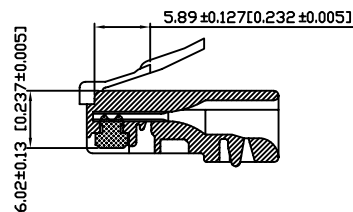
RECOMMENDED
PANEL CUTOUT DIMENSION



NOTES:

- MATERIAL:
HOUSING-PBT POLYESTER UL-94V-0
MIXED GLASS FIBER.
STANDARD COLOR-BLACK
CONTACTS-0.35mm THICK PHOS-BRONZE PLATED WITH 30u" HARD GOLD AND TIN IN SOLDER AREA, AND 50u" NICKEL PLATING IN ALL AREA.
SHIELD- SUS301 T=0.20 mm WITH TIN ON TERMINATION END.
- CAVITY CONFORMS TO FCC RULES AND REGULATIONS PART 68,SUBPART F.
- UNSPECIFIED TOLERANCE: .XX ±0.25[0.010]
.X ±0.30[0.012]

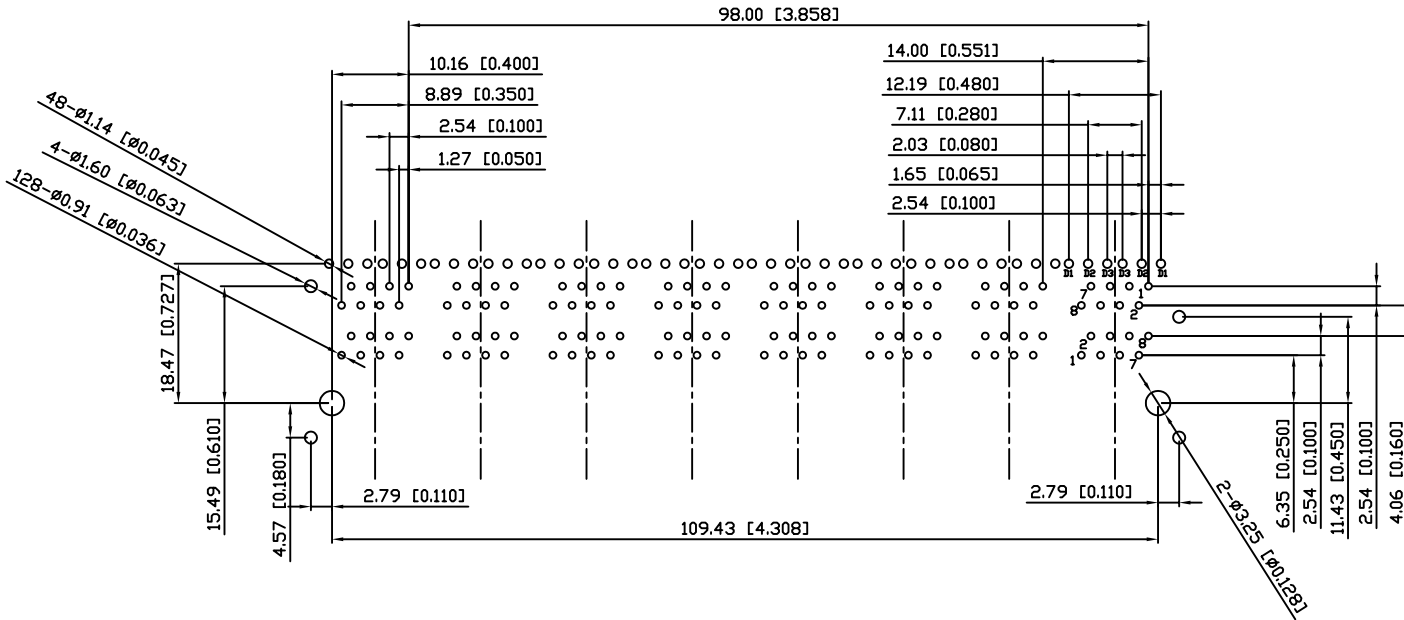
RECOMMENED PLUG DIMENSION:



RoHS Compliant

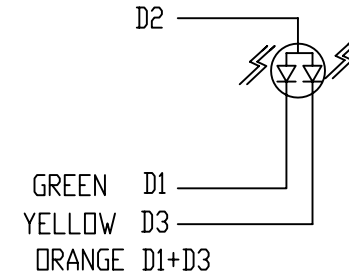
<h1>XMULTIPLE</h1>		CONNECTING THE INFORMATION AGE	
XMULTIPLE ASIA 4F, No. 347, Yang Guang St., Neihu Chu, Taipei, Taiwan 11475		XMULTIPLE USA 1420 Los Angeles Ave., Suite G, Simi Valley, CA 93065	
G/ND:		DWG NO:	
THIS DRAWING IS A CONTROLLED DOCUMENT.		XRJH-28A-Z-D46-970	
TITLE: Stacked RJ45, W/LED, with 10/100 Mbps LAN Magnetics 8P,8C, Shielded, Thru Hole.		DRAWN: LEON	
PART NO: XRJH-28A-Z-D46-970		CHKD: JEFF	
		UNIT	SHEET
		mm[inch]	1 of 3
		REV	DATE:
		02	Nov.03,06

2. PCB LAYOUT :



SUGGESTED PCB LAYOUT
TOP VIEW

3. LED CONFIGURATION :



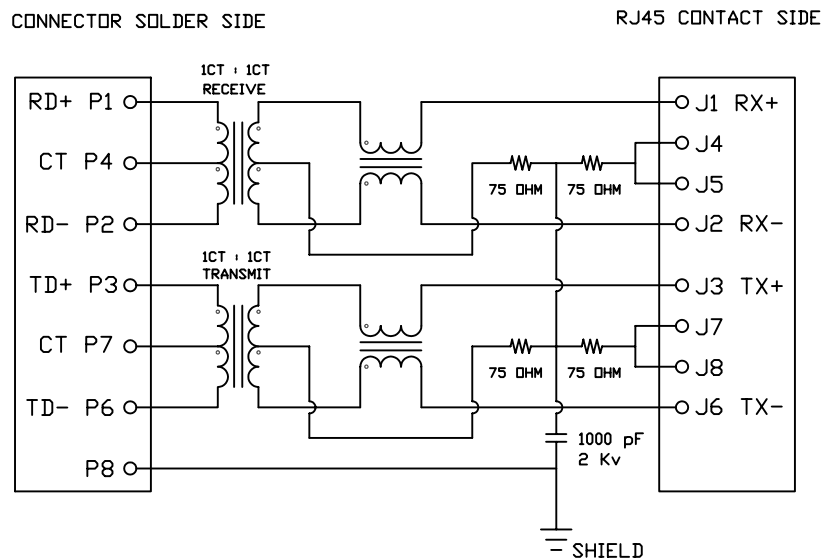
GREEN D1
YELLOW D3
ORANGE D1+D3

Color	Lens Color	VF(v) @20mA		Iv(mcd) @10mA		Viewing angle 2 θ 1/2
		Min	Max	Min	Typ	
Yellow	White Diffused	1.7	2.8	3.0	6.0	116
Green		1.7	2.8	3.5	6.0	116

RoHS Compliant

X MULTIPLE		CONNECTING THE INFORMATION AGE	
XMULTIPLE ASIA 4F, No. 347, Yang Guang St., Neihu Chu, Taipei, Taiwan 11475		XMULTIPLE USA 1420 Los Angeles Ave., Suite G, Simi Valley, CA 93065	
THIS DRAWING IS A CONTROLLED DOCUMENT.		G/ND:	
TITLE: Stacked RJ45, W/LED, with 10/100 Mbps LAN Magnetics 8P,8C, Shielded, Thru Hole.		DWG NO: XRJH-28A-Z-D46-970	
PART NO: XRJH-28A-Z-D46-970		DRAWN: LEON	
		CHKD: JEFF	
		DATE: Nov.03,06	
UNIT mm[inch]		SHEET 2 of 3	
		REV 02	

4. SCHEMATIC:



5. ELECTRICAL CHARACTERISTICS :

- TEST NOTES:($25 \pm 5^\circ\text{C}$)
- TR:(100KHz,0.1V);
PINS:(P3-P6):(J3-J6)=1:1 \pm 3%
 - LX:(100KHz,100mV,8mA, DC Bias)
PINS:(P1,P2),(P3,P6)=350uH MINIMUM
 - DCR:
PINS:(J1-J2),(J3-J6)= 1.2 OHMS MAXIMUM
 - HIPOT:
PINS(P3,P7,P6) TO (J3,J6)=1500VAC FOR 60 SECONDS
PINS(P1,P4,P2) TO (J1,J2)=1500VAC FOR 60 SECONDS
 - INSERTION LOSS:
-1.0dB MAXIMUM AT 0.3MHz TO 100MHz;
 - RETURN LOSS:
-20dB MINIMUM AT 1MHz TO 30MHz;
-15dB MINIMUM AT 30MHz TO 60MHz
-10dB MINIMUM AT 60MHz TO 80MHz
 - CROSS TALK:
-30dB MINIMUM AT 1MHz TO 100MHz
 - COMMON TO COMMON MODE REJECTION:
-30dB MINIMUM AT 1MHz TO 100MHz

XRJH-28A-Z-D46-970

PRODUCT SERIES
H : TAB UP AND STACKED

NUMBER OF PORTS
MECHANICAL TYPE
28A : 2*8 PORT, HORIZONTAL PIN,
LED ON TOP PORT ONLY OR
W/O LED

LED COLOR OPTION

PROTOCOL TYPE
D : 10/100 Mbps, 4 CORE

SPECIAL CODE
0 : STANDARD

SHIELDED TYPE
7 : EMI FINGER ON ALL SIDE

LED POLARITY
9 : TRI-COLOR, TRI-COLOR

CIRCUIT TYPE

RoHS Compliant

X MULTIPLE		CONNECTING THE INFORMATION AGE	
MULTIPLE ASIA 4F, No. 347, Yang Guang St., Neihu Chiu, Taipei, Taiwan 11475		MULTIPLE USA 1420 Los Angeles Ave., Suite G, Simi Valley, CA 93065	
THIS DRAWING IS A CONTROLLED DOCUMENT.		DWG NO: XRJH-28A-Z-D46-970	
TITLE: Stacked RJ45, w/LED, with 10/100 Mbps LAN Magnetics 8P,8C, Shielded, Thru Hole.		DRAWN: LEON	
PART NO: XRJH-28A-Z-D46-970		CHKD: JEFF	
		UNIT mm [inch]	DATE: Nov.03,06
		SHEET 3 of 3	REV 02