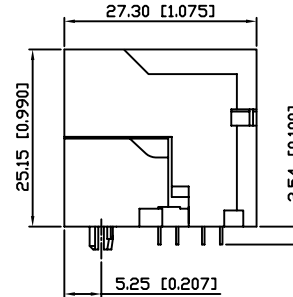
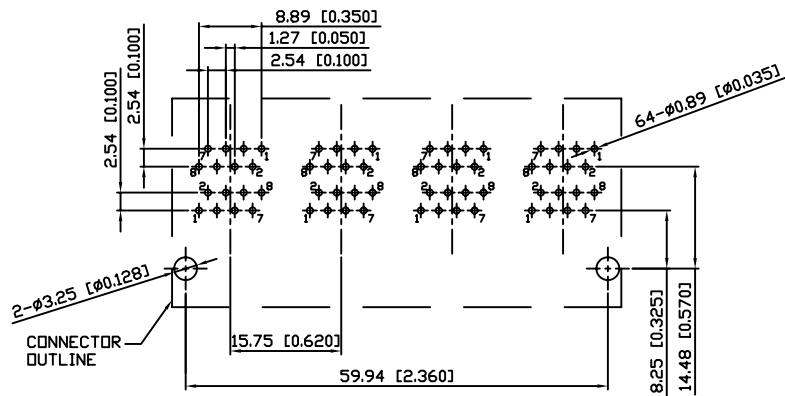


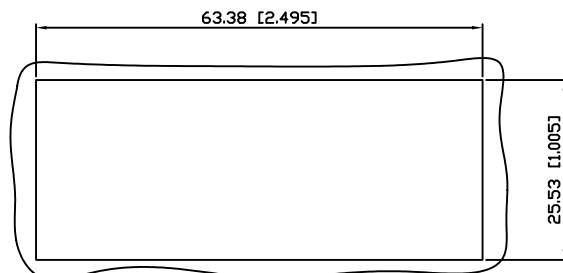
FRONT VIEW



SIDE VIEW



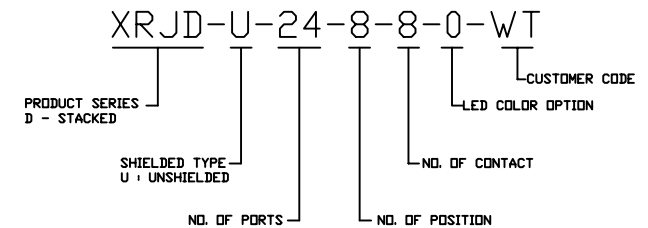
SUGGESTED PCB LAYOUT
TOP VIEW
DIMENSIONAL TOLERANCE: .XX \pm 0.08[0.003]



RECOMMENDED
PANEL CUTOUT DIMENSION

NOTES:

- MATERIALS:
HOUSING: HIGH TEMP. THERMOPLASTIC, PBT, UL 94V-0, BLACK.
CONTACTS: T=0.35 mm PHOSPHOR BRONZE, 50 μ NICKEL UNDERPLATE
ON ALL AREA, 100 μ TIN ON TERMINATION END,
15 μ GOLD ON CONTACT AREA.
SHIELD: T=0.25 mm COPPER ZINC ALLOY WITH NICKEL.
- OPERATING TEMPERATURE: -40°C ~ +85°C
- JACK CAVITY CONFORMS TO FCC RULES AND REGULATIONS PART 68, SUBPART F
- UNSPECIFIED TOLERANCE: .XX \pm 0.25[0.010]
.X \pm 0.30[0.012]



RoHS Compliant

X MULTIPLE		THE INFORMATION AGE	
XMULTIPLE ASIA 4F, No. 347, Yang Guang St., Neihu, Taipei, Taiwan 11475		XMULTIPLE USA 1420 Los Angeles Ave., Suite G, Simi Valley, CA 93065	
THIS DRAWING IS A CONTROLLED DOCUMENT.		G/NO: DWG NO: XRJD-U-24-8-8-0-WT	
TITLE: Stacked RJ45 Connectors, w/D LED, 8P,8C, Shielded, Thru Hole, 4 Piece Structure		DRAWN: IVAN	
PART NO: XRJD-U-24-8-8-0-WT		CHKD: TARA	
		UNIT mm[inch]	SHEET 1 of 1
		REV 01	DATE: Mar.04,09