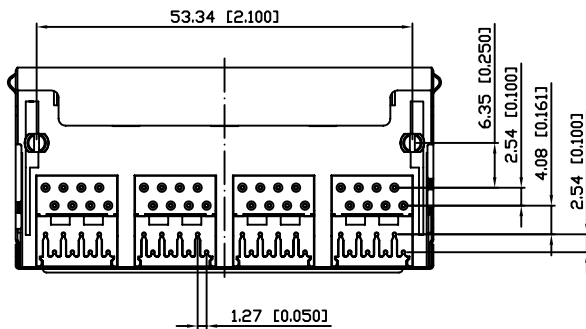
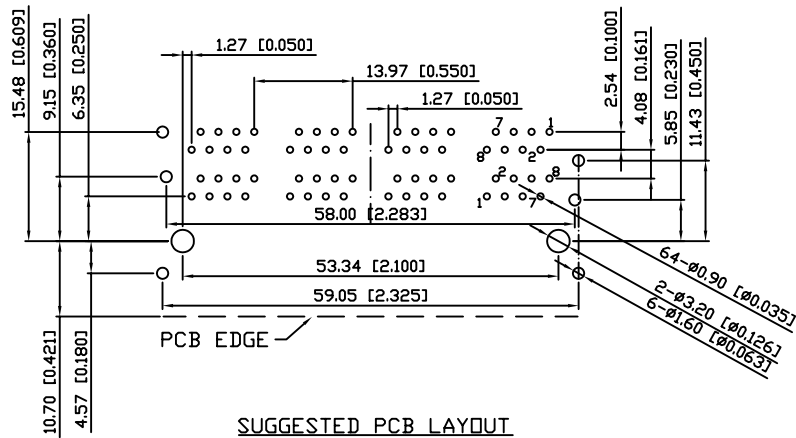
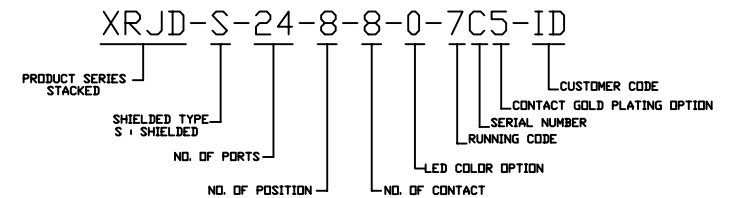


RECOMMENDED
PANEL CUTOUT DIMENSION



NOTES:

- MATERIALS:
HOUSING: THERMOPLASTIC , NYLON, UL 94V-0, BLACK.
CONTACTS: DIA 0.45mm PHOSPHOR BRONZE 3u" GOLD PLATING OVER NICKEL
SHIELD: BRASS, NICKEL PLATING.
- OPERATING TEMPERATURE: -40°C ~ +85°C
- JACK CAVITY CONFORMS TO FCC RULES AND REGULATIONS PART 68, SUBPART F
- UNSPECIFIED TOLERANCE: .XX ±0.25[0.010]
.X ±0.30[0.012]



SUGGESTED PCB LAYOUT
TOP VIEW
DIMENSIONAL TOLERANCE: .XX ±0.08[0.003]

RoHS Compliant

X MULTIPLE		THE INFORMATION AGE	
XMULTIPLE ASIA 4F, No. 347, Yang Guang St., Neihu, Taipei, Taiwan 11475		XMULTIPLE USA 1420 Los Angeles Ave., Suite G, Simi Valley, CA 93065	
THIS DRAWING IS A CONTROLLED DOCUMENT.		G/NO: DWG NO: XRJD-S-24-8-8-0-7C5-ID	
TITLE: Stacked RJ45 Connectors, W/D LED, 8P,8C, Shielded, Thru Hole		DRAWN: IVAN	
PART NO: XRJD-S-24-8-8-0-7C5-ID		CHKD: TARA	
UNIT mm[inch]		SHEET 1 of 1	
REV 01		DATE: Jun.26,08	