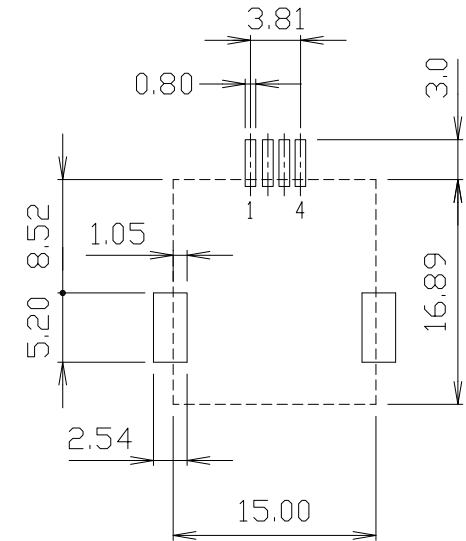
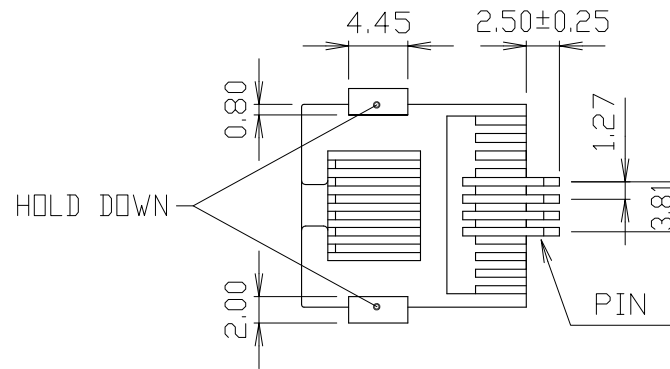
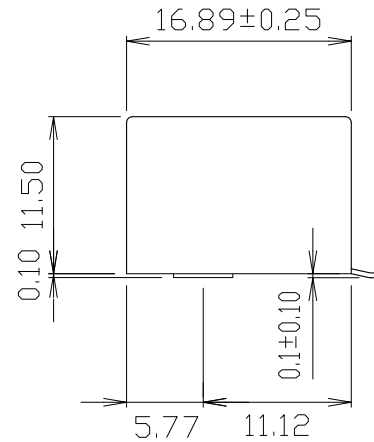
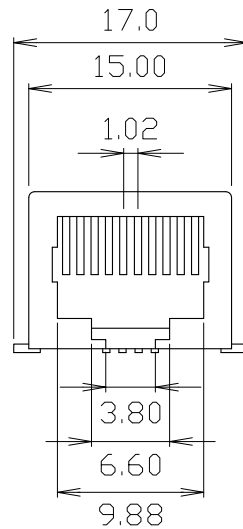


# RoHS Compliance



PCB LAYOUT Ref.

## MATERIALS:

- HOUSING-PA9T GN2330  
HEAT RESISTANT PLOYAMIDE RESIN  
BLACK COLOR, UL94V-0
  - INSERT HOUSING-DSM STANYL TE250F6 (NYLON-46)  
HEAT DEFLECTION TEMP.290°  
NONMETALLIC PEARL COLOR, UL94V-0
  - CONTACTS-0.35mm THICK PHOS-BRONZE  
PLATED WITH 50u" HARD GOLD  
ON SOLDER AREA.
  - HOLD DOWN-0.30mm THICK COPPER ALLOY,  
PLATED WITH TIN.
- CAVITY CONFIRMS TO FCC RULES AND REGULATIONS  
PART 68,SUBPART F.

DO NOT SCALE  
DRAWING

TOLERANCES UNLESS  
OTHERWISE NOTED

INCH

MM

DR.  
CIAN.CI.LUO

DATE  
DEC-24 '08

# XMULTIPLE

THIRD ANGLE PROJECTION

LINEAR  $\frac{\text{MM}}{\text{INCH}}$

00 ± .01  
000 ± .005  
0000 ± .002

0.0 ± 0.25  
0.00 ± 0.13  
0.000 ± 0.05

CK'D  
M.CHANG

DEC-24 '08

TITLE 6PDS. 6 CONTACTS, SOLDER TAB-OUTSIDE  
LOW PROFILE 1 PORT, SIDE ENTRY SMT TYPE

MM  
INCH

ANGLE ± 0° 30'

RADII

+ 0.40  
- 0.15

APP'D  
W.J. YANG

DEC-25 '08

SCALE SIZE DWG.NO.  
XMS-9700-6413-A-LFG-LEA