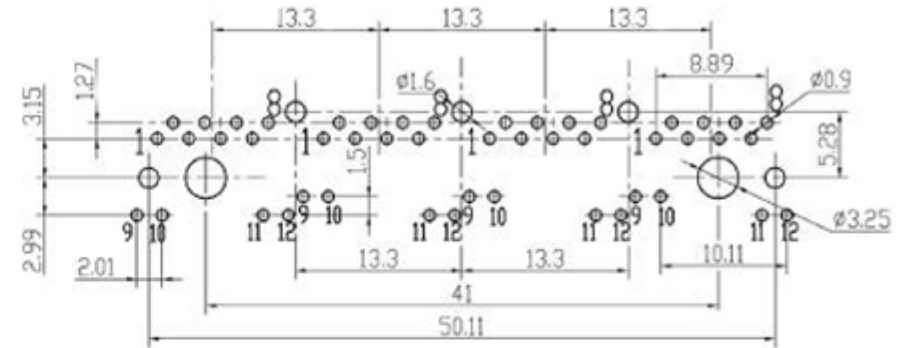
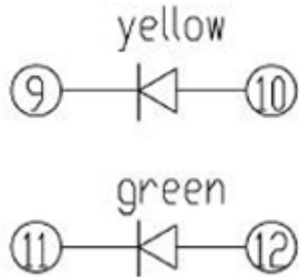
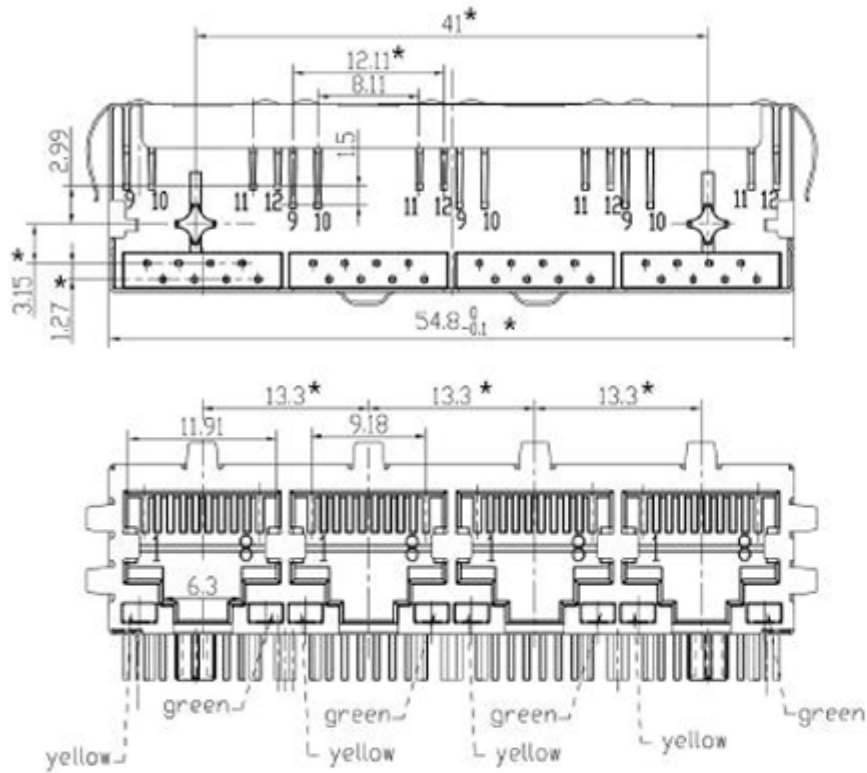
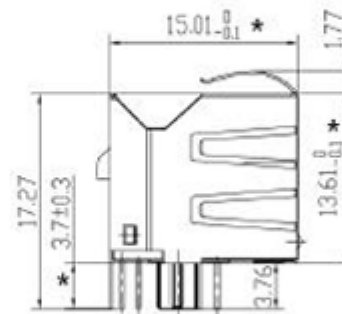


MECHANIC SPECIFICATIONS



PCB LAYOUT



NOTE:

1. ELECTRICAL:
 - 1.1 VOLTAGE RATING: 125 VAC RMS;
 - 1.2 CURRENT RATING: 1.5 AMP;
 - 1.3 CONTACT RESISTANCE: 20 MILLIOHMS Max;
 - 1.4 INSULATION RESISTANCE: 1000 MEGOHMS Min @500 VDC;
 - 1.5 DIELECTRIC STRENGTH 1000 VAC RMS 50 or 60Hz 1 Minute;
2. MECHANICAL:
 - 2.1 HOUSING: PA66+30%GF, UL94V-0, BLACK;
 - 2.2 INSERT PA66+0%GF, UL94V-0, BLACK;
 - 2.3 TERMINALS: T0.36xW0.46 PHOSPHOR BRONZE PLATED 3μ Au;
 - 2.4 LED COLOR YELLOW GREEN;
 - 2.5 SHIELDH65Y;
 - 2.7 DURABILITY: 750 CYCLES Min.

* Critical dimension.

SIZE	A	XMULTIPLE	REV	01
***	N/A	XMK-S-04-8-8-X	FIGURE	2 OF 2