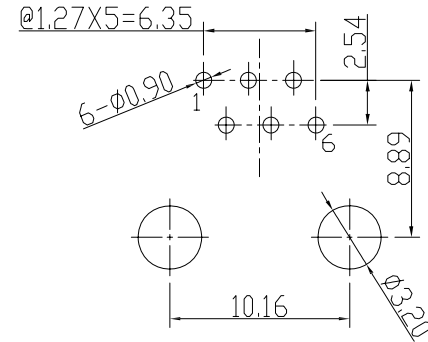
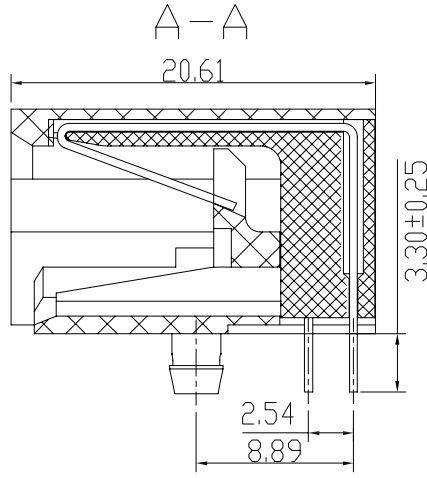
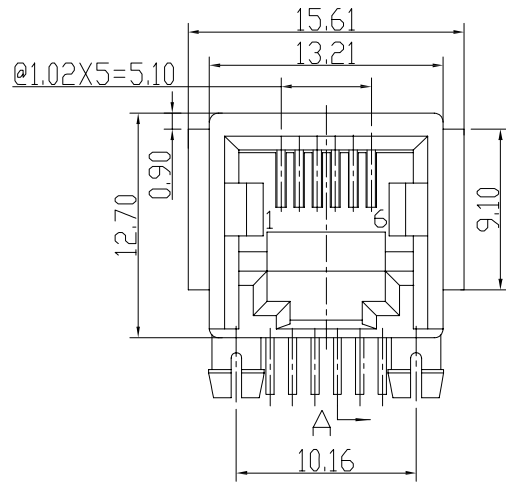


REV.	ECN. NO.	NAME	DATE
A	NEW	Bob Zou	2010/10/10



(PCB LAYOUT TOLERANCE: XX±0.05)  
SUGGESTED PCB LAYOUT(TOP VIEW)

**NOTES:**

**ELECTRICAL:**

- 1. VOLTAGE RATING : 125 VAC RMS.
- 2. CURRENT RATING : 1.5 AMP.
- 3. CONTACT RESISTANCE : 35 MILLIOHMS MAX.
- 4. INSULATION RESISTANCE : 1000 MEGOHMS MIN @ 500 VDC..
- 5. DIELECTRIC STRENGTH : 1000 V AC OR 1500V DC RMS @ 0.5mA 50 Hz / 60 Hz 1 Minute

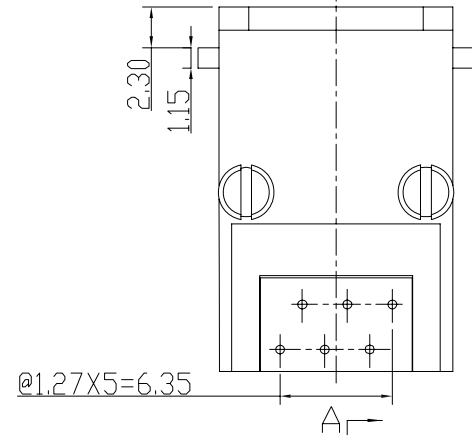
**ENVIRONMENTAL:**

- 1. STORAGE : -10°C TO +40°C RELATIVE HUMIDITY<80%.
  - 2. OPERATION : -40°C TO +85°C.
- MATES WITH MODULAR PLUG CONFORMING TO FCC PART 68, SUBPART F.

**MECHANICAL:**

- 1. HOUSING&INSERT& MATERIAL : PBT UL94V-0. COLOR BLACK
- 2. CONTACT MATERIAL : PHOSPHOR BRONZE ∅0.46mm.
- 3. PLATING : GOLD PLATING OVER NICKEL.
- 4. OPERATING LIFE : 750 CYCLES MIN.
- 5. MATING/UNMATING FORCE: : 22N / 2.27kg Max.
- 6. PCB RETENTION POST-SOLDER : 57.83N Min.

UNSPECIFIED TOLERANCE: .XX ±0.25[0.010]  
.X ±0.30[0.012]



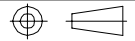


PART NUMBER

**XMK-B592N-6630-MXX**

PRODUCT SERIES 1

SPECIAL CODE  
Gold plated 30u"

TOLERANCE UNSPECIFIED		 	
.0	± 0.50		
.00	± 0.38	TITLE: SIX CONTACT,SIX POSITION JACK FLANGED	
.000	± 0.25	SIZE: A4	UNIT: mm
ANGLE	± 3°	PART NO.: XMK-B592N-6630-MXX	
CUSTOMER	COPY	CHECKED	SCALE: FREE
DRAWING	Bob Zou	APPROVED	PROJECTION 
CHECKED		DWG. PATH	REV.: A
APPROVED	Bob Zou	C/XMK-B592N-6630-MXX	
		SHEET: 1 of 1	