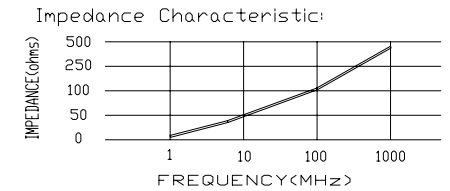
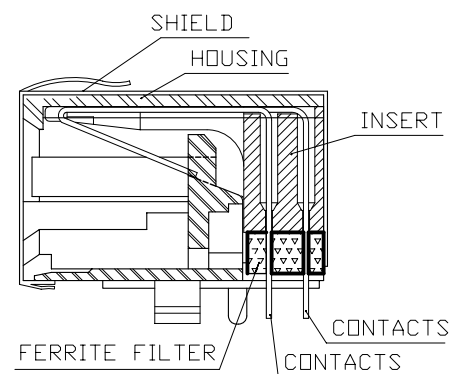
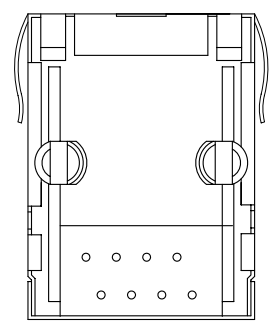


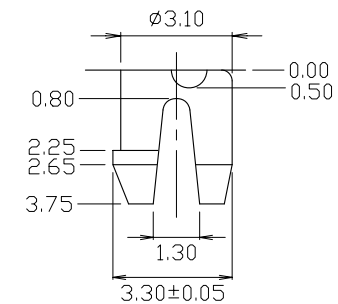
- MATERIAL:
- HOUSING-PBT POLYESTER UL94V-0 MIXED GLASS FIBER. STANDARD COLOR-BLACK
 - CONTACTS-0.35mm THICK PHOS-BRONZE PLATED WITH 30u" HARD GOLD AND GOLD FLASH ON SOLDER AREA.
 - SHIELD-0.25mm THICK COPPER ALLOY, PLATED WITH NICKEL.
 - FILTER-HIGH IMPEDANCE , HIGH RESISTIVITY , FERRITE BLOCK



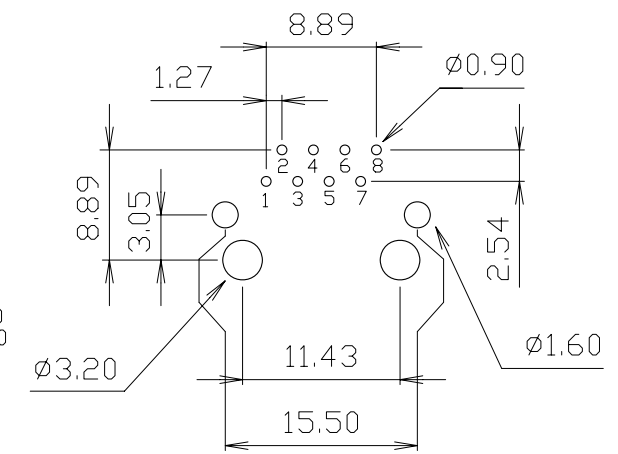
CAVITY CONFIRMS TO FCC RULES AND REGULATIONS PART 68, SUBPART F.



SEC X-X



DETAIL Y



PC Board Layout Ref.

DO NOT SCALE DRAWING	TOLERANCES UNLESS OTHERWISE NOTED	INCH	MM	DR. M.L.HUANG	DATE FEB-15 '07
THIRD ANGLE PROJECTION	LINEAR $\frac{\text{MM}}{\text{INCH}}$	00 ± .01 000 ± .005 0000 ± .002	0.0 ± 0.25 0.00 ± 0.13 0.000 ± 0.05	CK'D M.CHANG	FEB-15 '07
MM INCH	ANGLE ± 0° 30'	RADII	+ 0.40 - 0.15	APP'D W.J.YANG	FEB-16 '07

<i>XMULTIPLE</i>	
TITLE	8POSITION SHIELDED S-P.G. FERRITE FILTER FLAT PIN SIDE ENTRY PCB JACK
SCALE	SIZE DWG.NO. XMG-9742-8812-130D-F-NAC