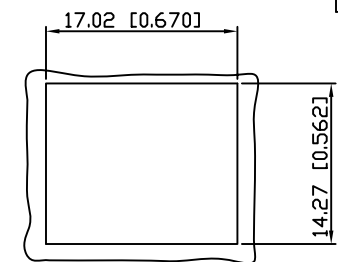
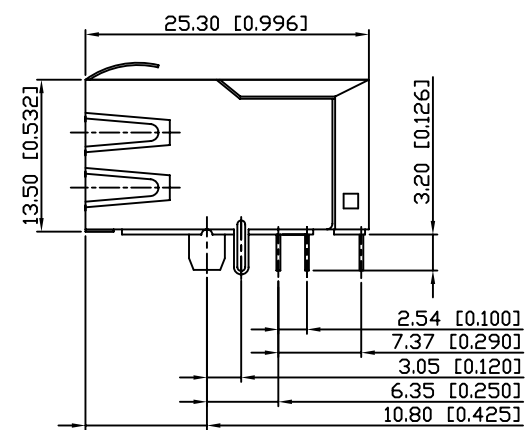
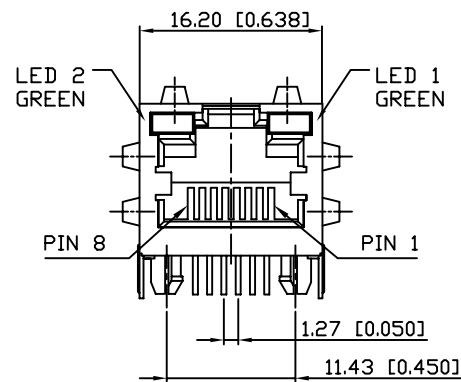


REV.	ECN. NO.	NAME	DATE
A	NEW	Bob Zou	2010/10/10

1. MECHANICAL DIMENSIONS :



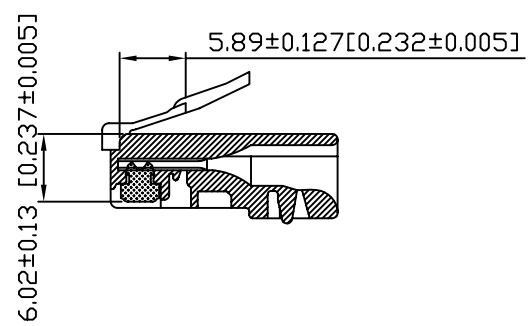
RECOMMENDED
PANEL CUTOUT DIMENSION



NOTES:

- MATERIAL:
HOUSING-NYLON POLYESTER UL94V-0
MIXED GLASS FIBER.
STANDARD COLOR-BLACK
CONTACTS -0.35mm THICK PHOS-BRONZE PLATED
WITH 15u" GOLD IN CONTACT AREA, TIN IN
SOLDER AREA, AND UNDERPLATED NICKEL
IN ALL AREA.
SHIELD-0.20mm THICK COPPER ALLOY,
PLATED WITH NICKEL.
- OPERATING TEMPERATURE : 0°C~70°C
- CAVITY CONFORMS TO FCC RULES AND REGULATIONS
PART 68,SUBPART F.
- UNSPECIFIED TOLERANCE: .XX ±0.25[0.010]
.X ±0.30[0.012]

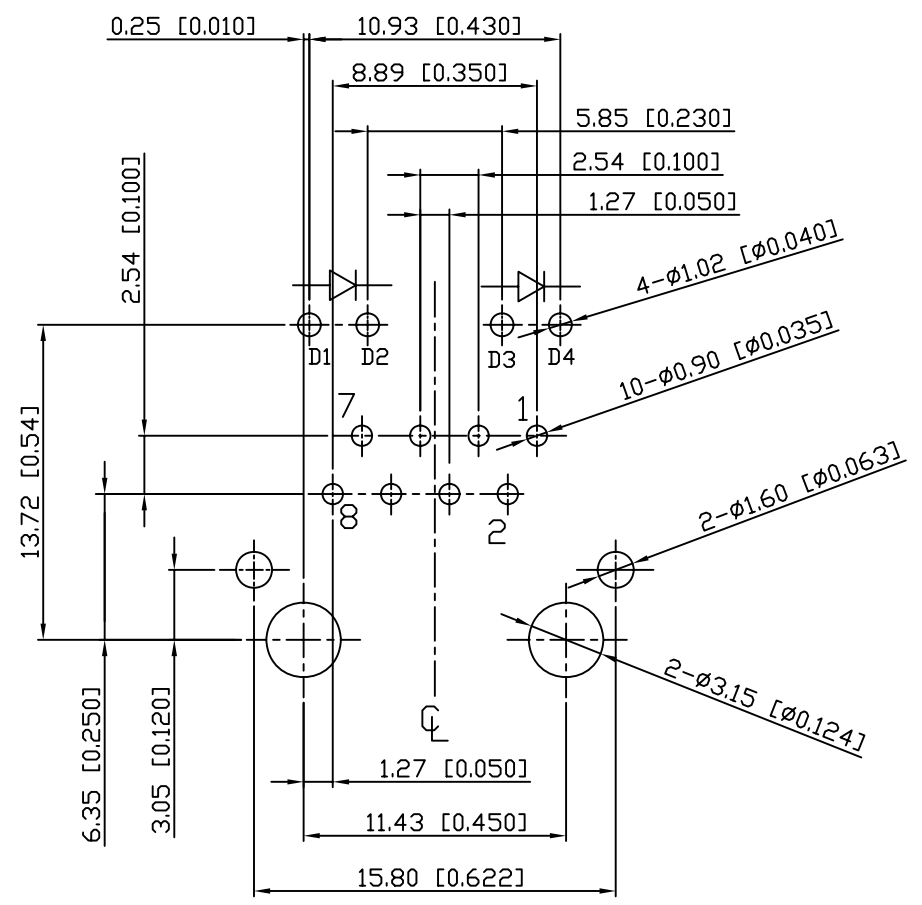
RECOMMENED PLUG DIMENSION:



TOLERANCE UNSPECIFIED		X MULTIPLE		CONNECTING THE INFORMATION AGE	
.0	± 0.50				
.00	± 0.38	TITLE: RJ45, W/LED, with 10/100 Mbps Filter			
.000	± 0.25	8P,8C, Shielded, Thru Hole			
ANGLE	± 3°	DRAWING	Bob Zou	SIZE: A4	UNIT: mm
CUSTOMER COPY		CHECKED	Bob Zou	SCALE: FREE	PROJECTION
		APPROVED	Ipis Aseng	DWG. PATH	C/XMH-01Y-5-D12-170-AM1
					PART NO.: XMH-01Y-5-D12-170
					REV.: A
					SHEET: 1 of 3

REV.	ECN. NO.	NAME	DATE
A	NEW	Bob Zou	2010/10/10

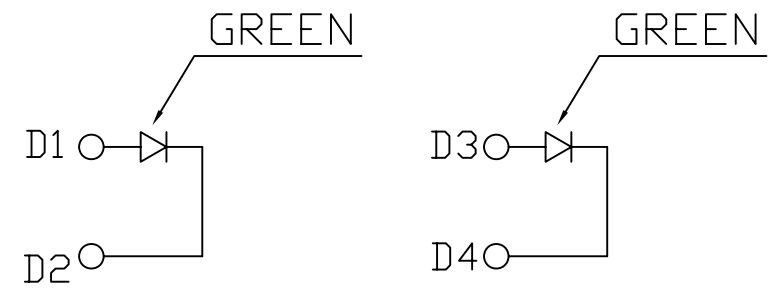
2. PCB LAYOUT :



SUGGESTED PCB LAYOUT
(TOP VIEW)

DIMENSIONAL TOLERANCE: .XX ±0.08[0.003]

3. LED CONFIGURATION :



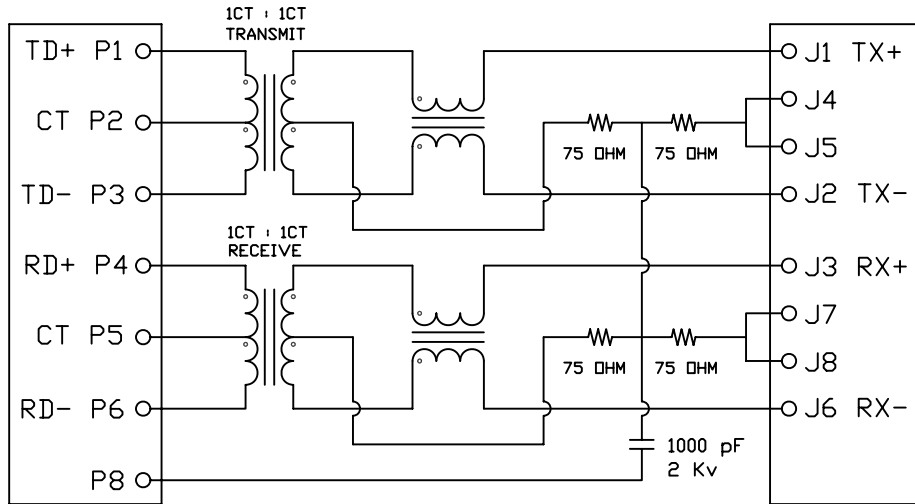
Color	Lens Color	Vf(v) @20mA		Iv(mcd) @10mA		Viewing angle 2θ 1/2	IF (mA)	Peak wave Length λP(nm)
		Min	Max	Min	Typ			
Green	Green Diffused	1.7	2.8	3.5	6.0	116	20	568

TOLERANCE UNSPECIFIED		X MULTIPLE		CONNECTING THE INFORMATION AGE		
.0	± 0.50					
.00	± 0.38					
.000	± 0.25					
ANGLE	± 3°					
CUSTOMER COPY		TITLE: RJ45, W/LED, with 10/100 Mbps Filter 8P,8C, Shielded, Thru Hole				
DRAWING	Bob Zou	SIZE: A4	UNIT: mm	PART NO.: XMH-01Y-5-D12-170		
CHECKED	Bob Zou	SCALE: FREE	PROJECTION			REV.: A
APPROVED	Ipls Aseng	DWG. PATH	C/XMH-01Y-5-D12-170-AM1		SHEET: 2 of 3	

4. SCHEMATIC :

LAN CHIP SIDE

RJ CABLE SIDE



XMH-01Y-5-D12-170

PRODUCT SERIES
XMH : LATCH UP

NUMBER OF PORTS
MECHANICAL TYPE
0Y : XMH 1 PORT, LENGTH=25.3mm,
STAGGERED PINS

LED COLOR OPTION

PROTOCOL TYPE
D : 10/1000 Mbps,

SPECIAL CODE
0 : STANDARD

SHIELDED TYPE
7 : EMI FINGER ON ALL SIDE

LED POLARITY
1 : +-, +-

CIRCUIT TYPE

5. ELECTRICAL CHARACTERISTICS :

1.TR:(100KHz,0.1V);

PINS:(P1-P3):(J1-J2)=1:1±3%

PINS:(P4-P6):(J3-J6)=1:1±3%

2.LX:(100KHz,100mV,8mA, DC Bias)

PINS: (P1,P3),(P4,P6)=350uH MINIMUM

3.DCR:

PINS:(J1-J2),(J3-J6)= 1.2 OHMS MAXIMUM

4.HIPOT:

(P1,P3)TO(J1,J2)=1500VAC 60S OR 2250VDC 60S

(P4,P6)TO(J3,J6)=1500VAC 60S OR 2250VDC 60S

5.INSERTION LOSS:

-1.0dB MAXIMUM AT 0.3MHz TO 100MHz;

6.RETURN LOSS:

-20dB MINIMUM AT 1MHz TO 30MHz;

-15dB MINIMUM AT 30MHz TO 60MHz

-10dB MINIMUM AT 60MHz TO 80MHz

7.CROSS TALK:

-30dB MINIMUM AT 1MHz TO 100MHz

8.COMMON TO COMMON MODE REJECTION:

-30dB MINIMUM AT 1MHz TO 100MHz

TOLERANCE UNSPECIFIED	
.	± 0.50
.0	± 0.38
.00	± 0.25
.000	± 0.10
ANGLE	± 3°
CUSTOMER COPY	

X MULTIPLE



TITLE: RJ45, W/LED, with 10/100 Mbps Filter
8P,8C, Shielded, Thru Hole

DRAWING	Bob Zou	SIZE: A4	UNIT: mm	PART NO.: XMH-01Y-5-D12-170
CHECKED	Bob Zou	SCALE: FREE	PROJECTION	REV.: A
APPROVED	Ipis Aseng	DWG. PATH	C/XMH-01Y-5-D12-170-AM1	SHEET: 3 of 3

REV.	ECN. NO.	NAME	DATE
A	NEW	Bob Zou	2010/10/10