


SINGLE RJ45 CONNECTOR MODULE WITH 10/100 BASE-TX MAGNETICS

XMF-J1A101ZCD

Page : 1/3

Feature

- Suitable for CAT 5 & 6 Fast Ethernet Cable or better UTP.
- Meets or exceeds IEEE 802.3 standard for 100Base-T.
- RoHS compliant.



Electrical Specifications @ 25°C									
Part Number	Turns Ratio (±5%)		OCL (uH Min) @ 100KHz/0.1V with 8mA DC Bias	Insertion Loss (dB Max)	Return Loss 100Ω±5Ω (dB TYP)				
	TX	RX			0.3-100MHz	30MHz	40MHz	50MHz	60MHz
XMF-J1A101ZCD	1CT : 1CT	1CT : 1CT	350	-1.15	-16	-14	-13.5	-13	-10

Electrical Specifications @ 25°C							
Part Number	Crosstalk (dB TYP)			Common Mode Rejection (dB TYP)			HI-POT (Vrms)
	0.3-30MHz	30-60MHz	60-100MHz	1-30MHz	30-60MHz	60-125MHz	@60MHz/1Min
XMF-J1A101ZCD	-40	-35	-30	-30	-25	-20	1500

RJ45 Durability Testing Rating & Material Specification				
Part Number	Durability	Mating Force	Shield	
			Material	Finish
XMF-J1A101ZCD	750 Insertions	5 lbs./2.268 kgs.	Brass	10-20m inches Nickel over 10-20m inches Brass

RJ45 Material Specification				
Part Number	Contact		Housing	
	Material	Plating Area	Material	Specification
XMF-J1A101ZCD	Phosphor Brass	10-20m inches Nickel over selective gold plating 6 μ inches	Thermoplastic	UL 94 V-0

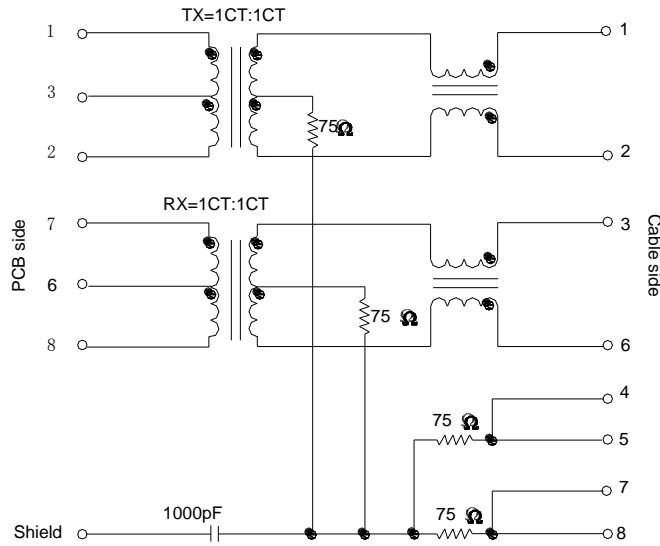
* Operating temperature range: 0°C to +70°C. Storage temperature range: -25°C to +125°C.

Schematic

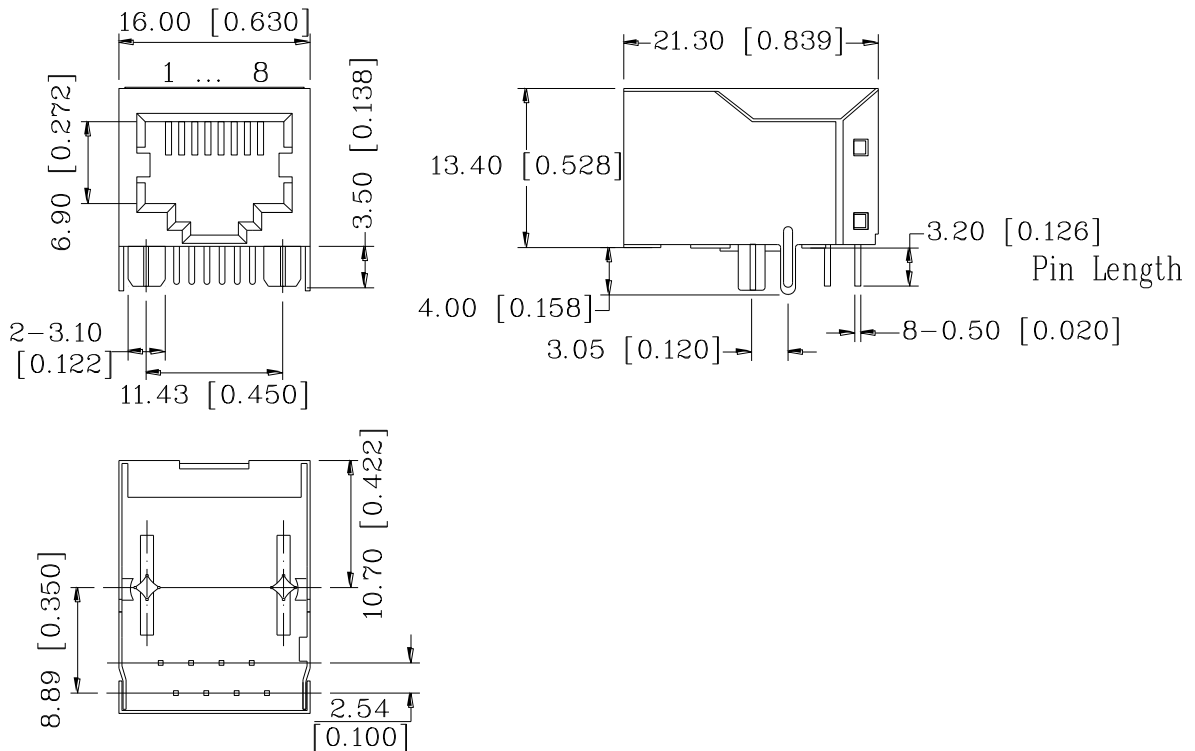
SINGLE RJ45 CONNECTOR MODULE WITH 10/100 BASE-TX MAGNETICS

XMF-J1A101ZCD

Page : 2/3



Mechanical



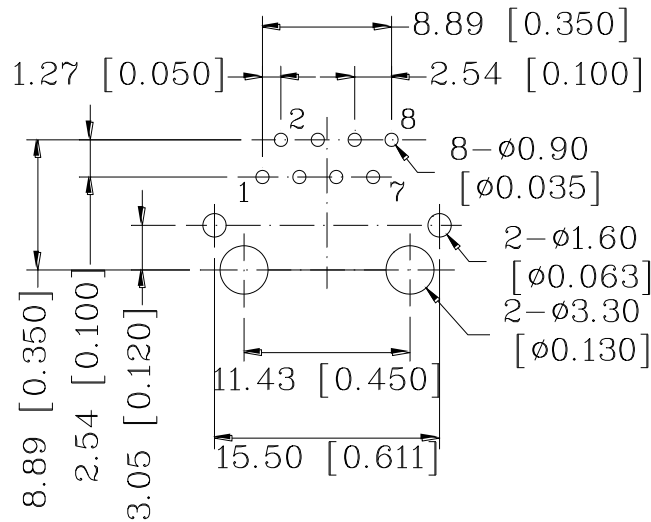
Tolerance: ±0.25 (0.010) unless specified otherwise.

**SINGLE RJ45 CONNECTOR MODULE WITH 10/100 BASE-TX
MAGNETICS**

XMF-J1A101ZCD

Page : 3/3

PCB Layout Mounting Hole (Top View)



NOTE:

Datasheet Change History:

Version	Date	Description
V0	2006/Oct.	Datasheet Set Up
V1	2007/Mar.	0322