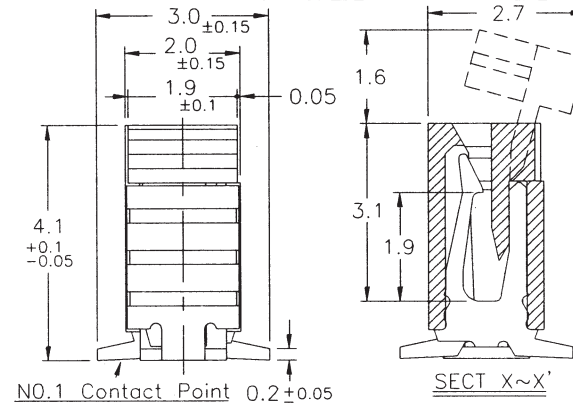
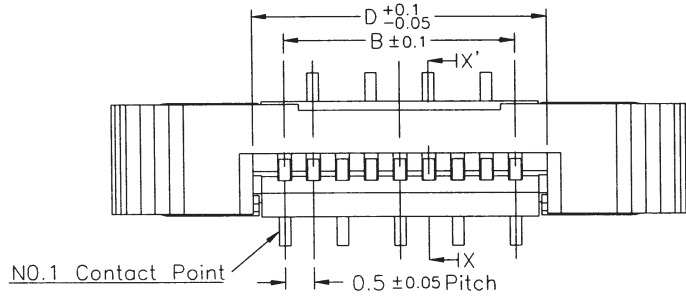
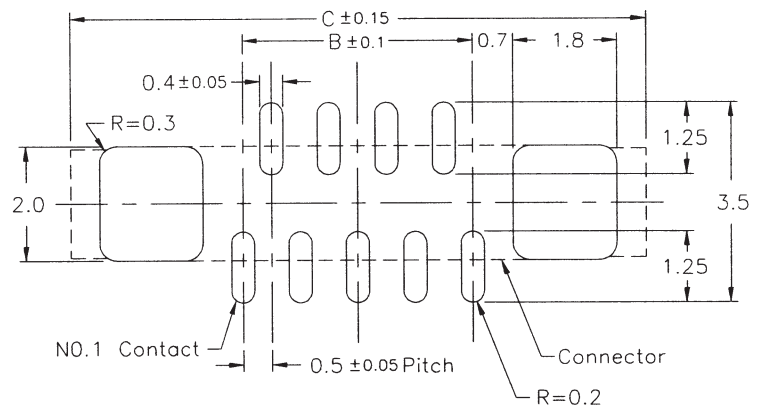
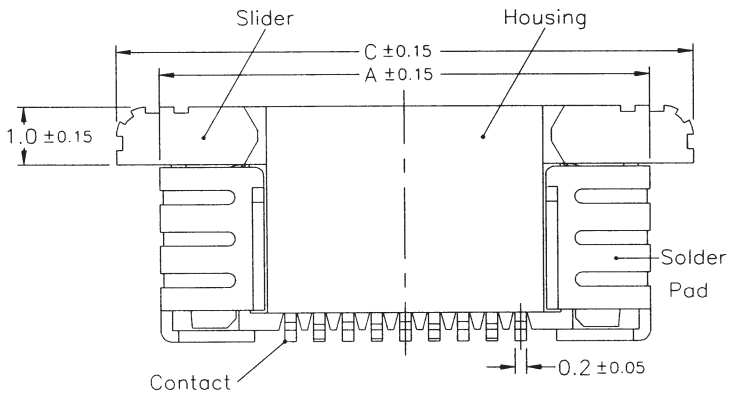


No. of Contacts	DIM. A	DIM. B	DIM. C	DIM. D
4	6	1.5	7.5	2.6
5	6.5	2	8	3.1
6	7	2.5	8.5	3.6
7	7.5	3	9	4.1
8	8	3.5	9.5	4.6
9	8.5	4	10	5.1
10	9	4.5	10.5	5.6
11	9.5	5	11	6.1
12	10	5.5	11.5	6.6
13	10.5	6	12	7.1
14	11	6.5	12.5	7.6
15	11.5	7	13	8.1
16	12	7.5	13.5	8.6
17	12.5	8	14	9.1
18	13	8.5	14.5	9.6
19	13.5	9	15	10.1
20	14	9.5	15.5	10.6
21	14.5	10	16	11.1
22	15	10.5	16.5	11.6
23	15.5	11	17	12.1
24	16	11.5	17.5	12.6
25	16.5	12	18	13.1
26	17	12.5	18.5	13.6
27	17.5	13	19	14.1
28	18	13.5	19.5	14.6
29	18.5	14	20	15.1
30	19	14.5	20.5	15.6
31	19.5	15	21	16.1
32	20	15.5	21.5	16.6
33	20.5	16	22	17.1
34	21	16.5	22.5	17.6
35	21.5	17	23	18.1
36	22	17.5	23.5	18.6
37	22.5	18	24	19.1
38	23	18.5	24.5	19.6
39	23.5	19	25	20.1
40	24	19.5	25.5	20.6
41	24.5	20	26	21.1
42	25	20.5	26.5	21.6
43	25.5	21	27	22.1
44	26	21.5	27.5	22.6
45	26.5	22	28	23.1
46	27	22.5	28.5	23.6
47	27.5	23	29	24.1
48	28	23.5	29.5	24.6
49	28.5	24	30	25.1
50	29	24.5	30.5	25.6

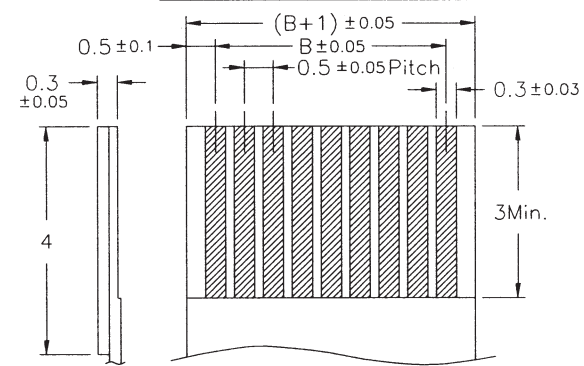


REV.	ECN NO.	DATE
A	Released	09/21/2004
B	1020/05	10/20/2005

PCB Layout



Applicable FPC



Specifications:

- Materials:**
- * Contact: Copper Alloy
 - * Housing: Thermoplastic
 - * Slider: Thermoplastic
 - * Solder pad: Copper Alloy
 - * Plating: Contacts: Tin over Nickel; Solder Pad: Tin over Nickel
- Electrical:**
- * Operating Voltage: 50V
 - * Current Rating: 0.4A
 - * Operating Temperature: -55°C ~ + 85°C

How to Order:

XFL - FC08 - x - T - N - T1 - x
 No. of contacts 4 ~ 50
 Package T: Tube; R: T&R
 Type T1: top entry, normal type

Scale		Drawn by	ANGLIA
Unit	mm	Checked by	Kevin
Tolerance		Sheet	1 of 1
.X ± 0.20		Projection	
.XX ± 0.15			
.XXX ± 0.05			
ANG. = ±			

XMULTIPLE	
Name: FFC/FPC connector, 0.5mm pitch top entry, normal type	
Part number	XFL-FC08-x-T-N-T1-x
Drawing no.	FC08-x-T-N-T1-x