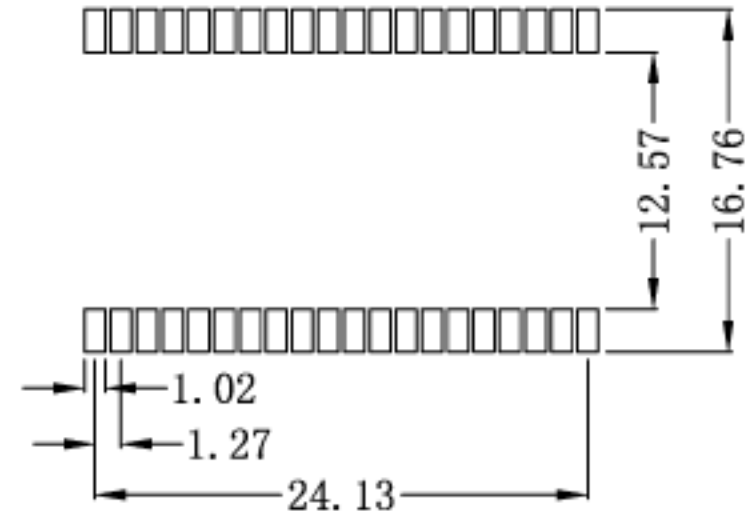
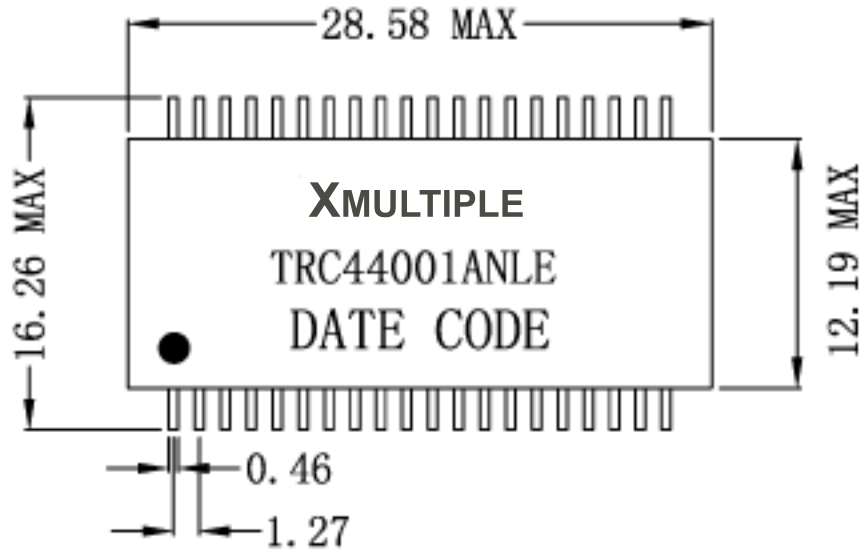
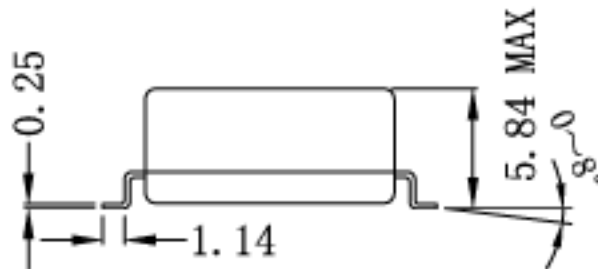
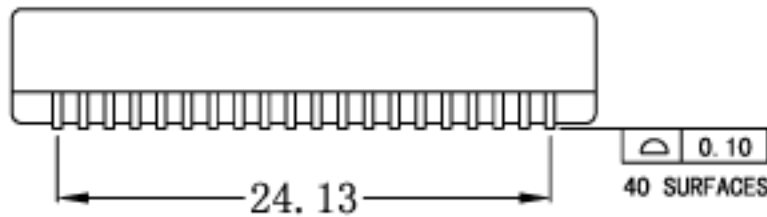


Mechanical :

REV.	BCN NO.	DESCRIPTION	DATE	APPD
A	REL		11/09/2009	



SUGGESTED PAD LAYOUT



NOTES:

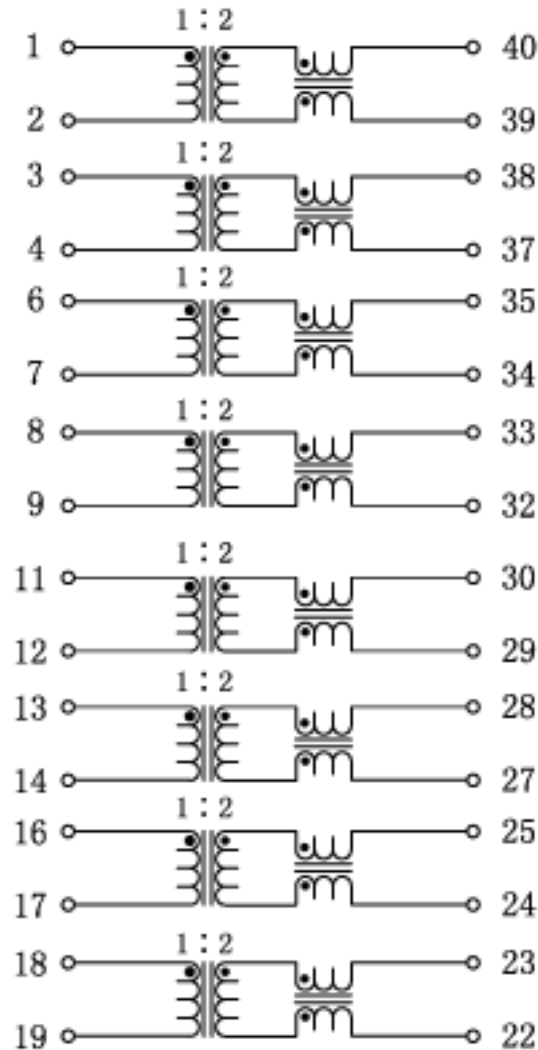
1. Designed to support application, such as SOHO (ADSL modems), LAN-on-Motherboard (LOM), hub and Switches.
2. With various Turns Ratios.
3. 350uH min OCL with 8mA bias current.
4. RoHS "NLE" peak solder rating 235°C.
5. UL Certification: File Number E321120



X:X	±0.20	APPD:	XMULTIPLE
X:XX	±0.10	CHKD:	
X:XXX	±0.05	DR: C. H. Y	Title: 10/100Base-T Quad Port Transformer Modules
ANGLES	±1°	UNIT: mm	PART NO.: XF-TRC44001ANLE
	SCALE: 2/1	SHEET: 1/2	REV: A
			DWG NO.: TRC09091101

Schematic:

REV.	BCN NO.	DESCRIPTION	DATE	APPD
A	REL.		11/09/2009	



Electrical Specification @25°C

- Turns Ratio($\pm 3\%$): 1:2
- OCL(100KHz, 100mV, 8mA DC Bias):
350uH Min
- DCR: 0.9 Ω Max
- Insertion Loss:
1-100MHz: -1.1dB Max
- Return Loss(dB Min):
1-30MHZ:-18 40MHZ:-14.4
50MHZ:-13.1 60-80MHZ:-12
- Crosstalk(dB Min):
1-30MHZ:-42 60-100MHZ:-33
- Common To Common Mode Rejection:
1-30MHZ:-40dB Min
60MHZ:-35dB Min
80-100MHz:-30dB Min
- Isolation Voltage: 1500V
- Operating Temperature: -40~+85°C.



X:X	± 0.20	APPD:	XMULTIPLE
X:XX	± 0.10	CHD:	
X:XXX	± 0.05	DR: C, H, Y	
ANGLES	$\pm 1^\circ$	UNIT: mm	Part No.: XF-TRC44001ANLE
	SCALE: 2/1	SHEET: 2/2	REV: A DWG NO.: TRC09091101