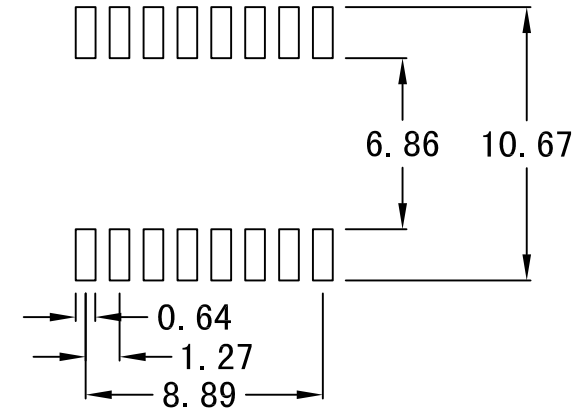
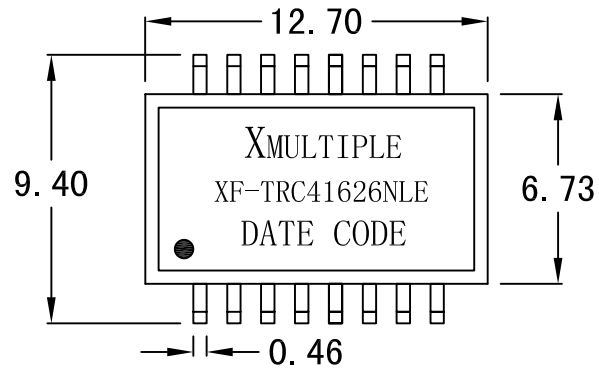
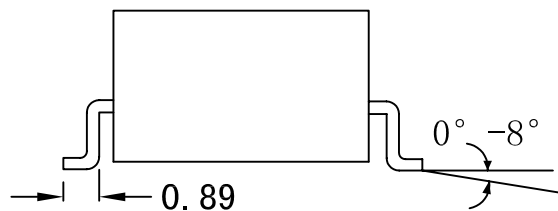
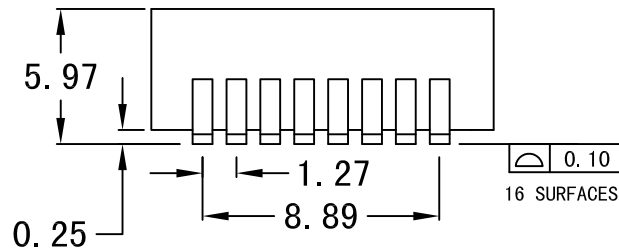


Mechanical :

REV.	ECN NO.	DESCRIPTION	DATE	APPD
A	REL		23/12/2009	



SUGGESTED PAD LAYOUT



NOTES:

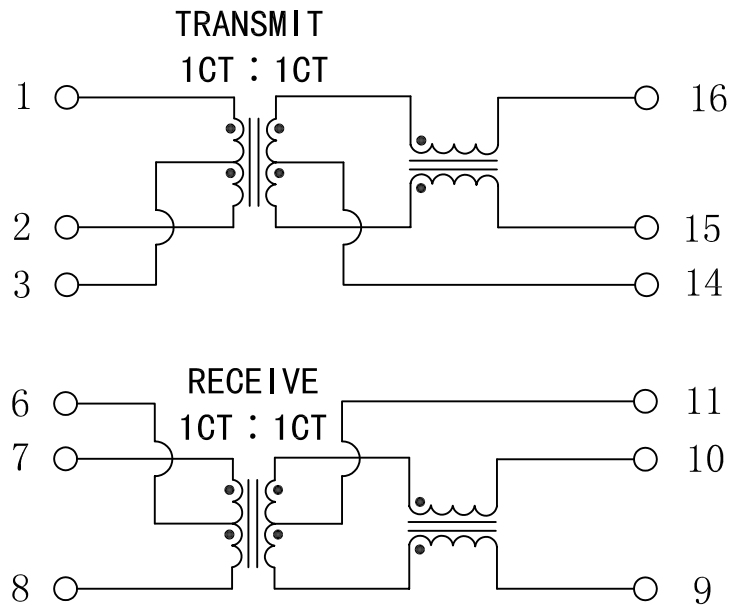
1. Designed to support application, such as SOHO (ADSL modems), LAN-on-Motherboard (LOM), hub and Switches.
2. With various Turns Ratios.
3. Compliant with IEEE802.3 standard including 350uH OCL with 8mA DC bias .
4. RoHS "NL" peak solder rating 235°C.
5. UL certification: file number E321120.



X:X	±0.20	APPD:	XMULTIPLE	
X:XX	±0.10	CHKD:		
X:XXX	±0.05	DR: C. H. Y	Title: 10/100Base-T Single Port Transformer Modules	
ANGLES	±1°	UNIT: mm	PART NO.: XF-TRC41626NLE	
	SCALE: 2/1	SHEET: 1/2	REV: A	DWG NO.: TRC09122312

Schematic:

REV.	ECN NO.	DESCRIPTION	DATE	APPD
A	REL		23/12/2009	



Electrical Specifications @25°C

- Turns Ratio:
TX=1CT:1CT RX=1CT:1CT
- Insertion Loss:
0.1-100MHz:-1.1dB MAX
- Return Loss(dB MIN):
0.5-30MHz:-18; 40MHz:-15.5
50MHz:-13.5; 60-80MHz:-12
- Crosstalk:
0.1-100MHz:-35dB MIN
- CMRR:
0.1-100MHz:-35dB MIN
- Hipot:1500Vrms
- Operating Temperature:0~70°C



X:X	±0.20	APPD:	XMULTIPLE
X:XX	±0.10	CHKD:	
X:XXX	±0.05	DR: C.H.Y	Title: 10/100Base-T Single Port Transformer Modules
ANGLES	±1°	UNIT: mm	PART NO.: XF-TRC41626NLE
	SCALE: 2/1	SHEET: 2/2	REV: A DWG NO.: TRC09122312