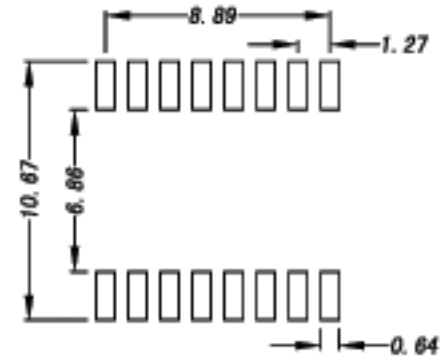
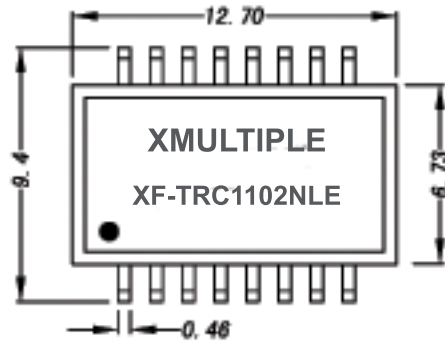
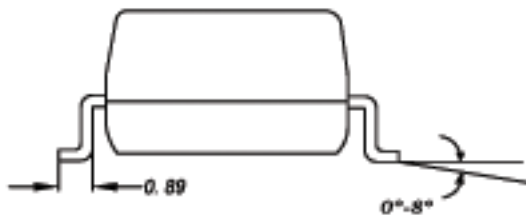
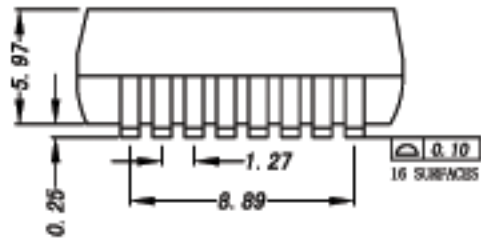


# Mechanical :

REV.	ECN NO.	DESCRIPTION	DATE	APPD
A	REL.		18/12/2007	



SUGGESTED PCB LAYOUT (TOP VIEW)



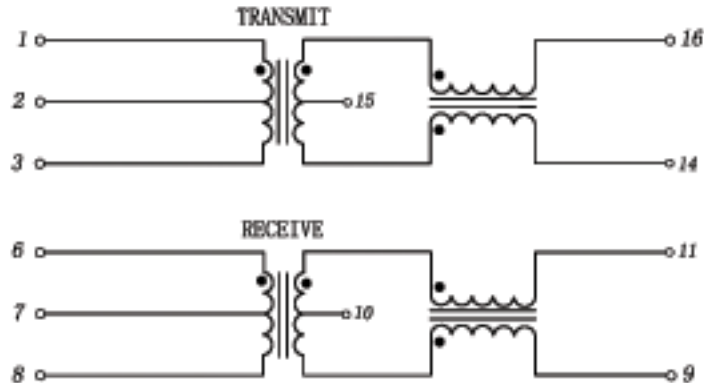
- NOTES: 1. Designed to support application, such as SOHO (ADSL modems), LAN-on-Motherboard (LOM), hub and Switches.  
 2. With various Turns Ratios.  
 3. 130uH min .  
 4. ROHS "NLE" peak solder rating 235°C.



X:X	±0.20	APPD:	<b>XMULTIPLE</b>
X:XX	±0.10	CHKD:	
X:XXX	±0.05	DR: C.H.Y	Title: 10/100Base-T Single Port Transformer Modules
ANGLES	±1°	UNIT: mm	PART NO.: XF-TRC1102NLE
SCALE: 2/1		SHEET: 1/2	REV: A
		DRG NO.:	

# Schematic:

REV.	ECN NO.	DESCRIPTION	DATE	APPD
A	REL		19/12/2007	



## Electrical Specification@25°C:

- Turns Ratio:TX=1:1 RX=1:1
- Insertion Loss:  
0.1-100MHZ:-1.1dB max
- Return Loss:30MHZ:-20dB 60MHZ:-14dB  
80MHZ:-11.5dB
- Crosstalk:30MHZ:-45dB 60MHZ:-40dB  
100MHZ:-35dB
- DCMR: 30MHZ:-42dB 50MHZ:-37dB  
100MHZ:-33dB
- Isolation Voltage:1500V
- Operating Temperature:0~70°C



X:X	±0.20	APPD:	<b>XMULTIPLE</b>
X:XX	±0.10	CHKD:	
X:XXX	±0.05	DR: C. H. Y	
ANGLES	±1°	UNIT: mm	Title: 10/100Base-T Single Port Transformer Modules
			PART NO.: XF-TRC1102NLE
	SCALE: 2/1	SHEET: 2/2	REV: A DWG NO.: