

XRJM-U-02-6-6-0-902

Shielded Plating Type	
S	SHIELDED
U	Unshielded

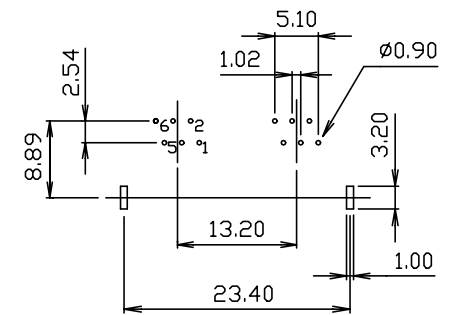
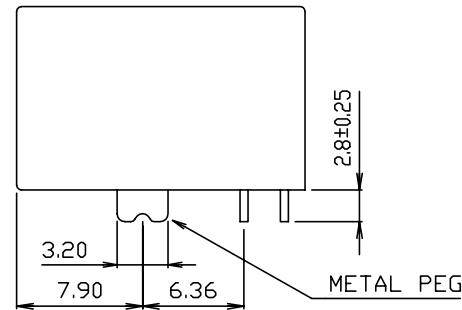
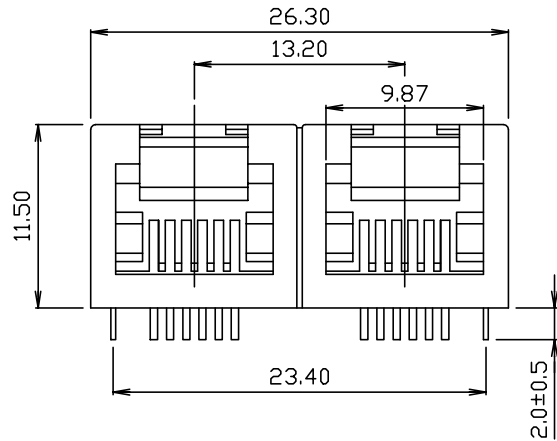
SERIAL NUMBER  
LED COLOR OPTION

NO. OF CONTACT

NO. OF POSITION

NO. OF PORTS

M-[ Thru Hole ]



SUGGESTED PCB LAYOUT TOLERANCE  
TOP VIEW .XX±0.05[0.002]

NOTES:

1. MATERIALS:

HOUSING-PBT POLYESTER UL94V-0  
MIXED GLASS FIBER.  
STANDARD COLOR-BLACK  
CONTACTS-0.45mm DIM. PHOS-BRONZE PLATED  
WITH 50u" GOLD.  
MATEL PEGS-0.30mm THICK COPPER ALLOY,  
PLATED WITH TIN-LEAD.

2. CAVITY CONFIRMS TO FCC RULES AND  
REGULATIONS PART 68,SUBPART F.

3. UNSPECIFIED TOLERANCE: .XX ±0.13[0.005]  
.X ±0.25[0.01]

		CONNECTING THE INFORMATION AGE	
THIS DRAWING IS A CONTROLLED DOCUMENT.			
TITLE: RJ11 Connectors, w/O LED,6P,6C, Unshielded, Thru-Hole		DWG NO: XRJM-U-02-6-6-0-902	
PART NO: XRJM-U-02-6-6-0-902		DRAWN: TARA	
		DIMENSIONS mm[inch ]	SHEET 1 of 1
		REV 01	DATE: 16/03/04