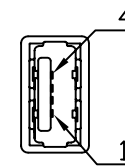
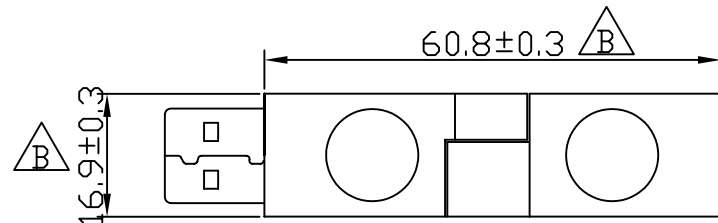
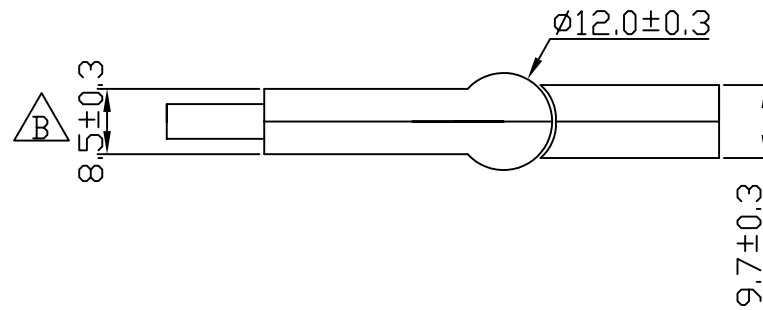


USB A/M



USB A/F



WIRE LIST

USB A/M	COLOR	USB A/F
1	RED	1
2	WHITE	2
3	GREEN	3
4	BLACK	4
SHELL	D.W+B.D	SHELL

TEST CONDITIONS:

- 100% OPEN SHORT TEST.
- CONTACT RESISTANCE MAX : 2  $\Omega$ m.
- INSULATION RESISTANCE MIN : 5M  $\Omega$ m
- DIELECTRIC WITH STANDING VOLTAGE : 300V DC/10ms

NO.	DESCRIPTION	Q'TY	UNITS
5	TRANSPARENT RUBBER BAND I.D. : 5.0mm,WIRE O.D. : 1.5mm	1	pcs
4	HOUSING : ABS, COLOR : BLACK	1	set
3	USB A/M : INSULATOR COLOR : WHITE, CONTACT PLATED : GOLD 30 $\mu$ ."	1	set
2	USB A/F : INSULATOR COLOR : WHITE, CONTACT PLATED : GOLD 30 $\mu$ ."	1	set
1	WIRE : NOUL 30AWG*4C+BRAID, O.D. : 2.6±0.1mm	1	pcs

RoHS Compliant

		<small>THE INFORMATION AGE</small>	
<small>XMULTIPLE ASIA 4F, No. 347, Yang Guang St., Neihu Chiu, Taipei, Taiwan 11475</small>		<small>XMULTIPLE USA 1420 Los Angeles Ave., Suite G, Simi Valley, CA 93065</small>	
THIS DRAWING IS A CONTROLLED DOCUMENT.		<small>G/NO:</small>	
<small>TITLE:</small> USB A/M TO USB A/F, 180° ROTATE		<small>DWG NO:</small> XADT-1P04-0-1S04-001	
<small>PART NO:</small> XADT-1P04-0-1S04-001		<small>DRAWN:</small> RUNES	
		<small>UNIT</small> mm[inch]	<small>SHEET</small> 1 of 1
<small>DATE:</small> Mar.28,06		<small>REV</small> B	<small>CHKD:</small> JEFF