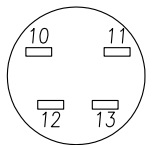
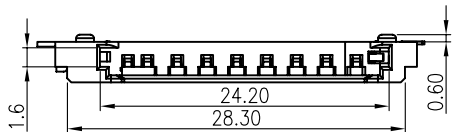
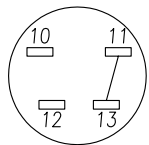


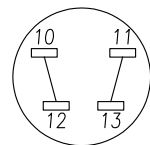
P.C.B Layout



WITHOUT CARD



CARD INSERTED
WRITE PROTECT:LOCK



CARD INSERTED
WRITE PROTECT:UNLOCK

10--WRITE PROTECT PIN
11--CARD DETECT PIN
12--PEG 1
13--PEG 2

SD CARD PIN DESIGN

Pin No.	Name	Description
1#	CD/DAT3	Card detect/Data I/O
2#	CMD	Command
3#	VSS1	Ground
4#	VDD	Power
5#	CLK	Clock
6#	VSS2	Ground
7#	DAT0	Data I/O
8#	DAT1	Data I/O
9#	DAT2	Data I/O

NOTES:

1.MATERIAL

HOUSING: HIGH TEMPERATURE THERMOPLASTIC.
CONTACT: COPPER ALLOY.
SHELL: COPPER ALLOY.

2.PLATING

CONTACT AREA: GOLD FLASH PLATED OVER Ni.
SOLDER TAIL: 100 u" MIN Sn/Pb PLATED OVER Ni.
SHELL SOLDER AREA: GOLD PLATED OVER Ni.

3.RATING

CURRENT RATING: 0.5A
VOLTAGE RATING: 250VRMS
OPERATING TEMPERATURE:-25°C~90°C

4.SPECIFICATION

CONTACT RESISTANCE: 40 Milliohms
DIELECTRIC WITHSTANDING VOLTAGE: 500VAC Megohms
INSULATION RESISTANCE: 100 Megohms
INSERTION FORCE: 40N MAX.
SEPARATION FORCE: 2N MIN.

5.UNSPECIFIED TOLERANCE: .XXX ±0.10
.XX ±0.25
.X ±0.38

XMULTIPLE		CONNECTING THE INFORMATION AGE	
XMULTIPLE ASIA 4F, No. 347, Yang Guang St., Neihu Chiu, Taipei, Taiwan 11475	XMULTIPLE USA 543 Country Club Drive #B 128 Simi Valley, CA 93065	CUSTOMER/NO:	
THIS DRAWING IS A CONTROLLED DOCUMENT.		DWG NO: XSDC-7-09M1-K000-10	
TITLE: SECURE DIGITAL MEMORY CARD CONNECTOR, REVERSE TYPE WITH COVER		DRAWN: ANNIE	
PART NO: XSDC-7-09M1-K000-10		CHKD: JEFF	
	DIMENSIONS mm[inch]	SHEET 1 of 1	
		REV 01	DATE: 09/11/04