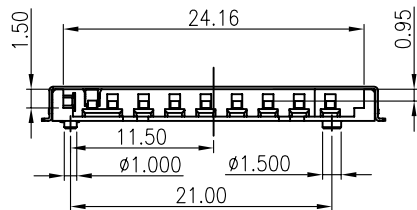


P.C.B Layout



SD CARD PIN DESIGN

Pin No.	Name	Description
1#	CD/DAT3	Card detect/Data I/O
2#	CMD	Command
3#	VSS1	Ground
4#	VDD	Power
5#	CLK	Clock
6#	VSS2	Ground
7#	DAT0	Data I/O
8#	DAT1	Data I/O
9#	DAT2	Data I/O

NOTES:

1.MATERIAL

HOUSING: HIGH TEMPERATURE THERMOPLASTIC.  
CONTACT: COPPER ALLOY.  
SHELL: COPPER ALLOY.

2.PLATING

CONTACT AREA: GOLD FLASH PLATED OVER Ni.  
SOLDER TAIL: 100 u" MIN Sn/Pb PLATED OVER Ni.  
SHELL SOLDER AREA: GOLD PLATED OVER Ni.

3.RATING

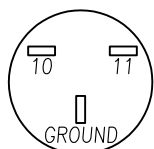
CURRENT RATING: 0.5A  
VOLTAGE RATING: 250VRMS  
OPERATING TEMPERATURE: -25°C~90°C

4.SPECIFICATION

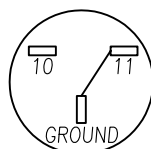
CONTACT RESISTANCE: 40 MillioHMS  
DIELECTRIC WITHSTANDING VOLTAGE: 500VAC MegOHMS  
INSULATION RESISTANCE: 100 MegOHMS  
INSERTION FORCE: 40N MAX.  
SEPARATION FORCE: 2N MIN.

5.UNSPECIFIED TOLERANCE: .XXX ±0.10

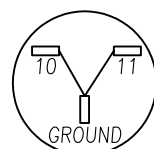
.XX ±0.25  
.X ±0.38



WITHOUT CARD



CARD INSERTED  
WRITE PROTCT:LOCK



CARD INSERTED  
WRITE PROTECT:UNLOCK

10--WRITE PROTECT PIN  
11--CARD DETECT PIN  
GROUND(SHELL)--COMMON PIN

<h1>XMULTIPLE</h1>		CONNECTING THE INFORMATION AGE
XMULTIPLE ASIA 4F, No. 347, Yang Guang St., Neihu Chiu, Taipei, Taiwan 11475	XMULTIPLE USA 543 Country Club Drive #B 128 Simi Valley, CA 93065	CUSTOMER/NO:
THIS DRAWING IS A CONTROLLED DOCUMENT.		DWG NO: XSDC-5-09M1-WG00-10
TITLE: SECURE DIGITAL MEMORY CARD CONNECTOR, SHORT TYPE		DRAWN: ANNIE
PART NO: XSDC-5-09M1-WG00-10		CHKD: JEFF
	DIMENSIONS mm[inch]	SHEET 1 of 1
	REV 01	DATE: 09/11/04