

XRJM MULTI-PORT RJ/LED CONNECTOR SERIES


XMULTIPLE LED Multi-port Modular Jacks are designed under U.S. Patent 4,978,317. The XRJM LED Multi-port modular jacks are for applications requiring printed circuit board mounted, shielded and unshielded modular jacks. The XRJM's are provided with surface or PC board mount. These high performance category 5 jacks conform to TIA/EIA-568A requirements.

The XRJM Modular Jacks are offered in compact sizes and meet FCC Rules and Regulations, Part 68. The shield consists of copper alloy base metal with tin-lead plating and copper under plating. The jack contacts are overall nickel-plated phosphor bronze, with plated gold in the contact area and tin-lead in the solder area.

LEDs integrated into the modular jack reduce space requirements for indicators. LEDs reduce time and much of the labor cost for electronic assembly. With built in LEDs the status of transmit/receive, collisions and line status can be identified by viewing the indicators directly in each port. The LEDs are offered in a variety of color combinations.

The XRJM modular jacks are provided with 2, 4, 6, and 8 ports. The modular jacks can be designed into a variety of computer and networking devices with or without shielding.

Light indicators (LEDs) are integrated into the multi-port jacks eliminating the need for light indicators to be placed separately on the printed circuit board. The LEDs functions include displaying transmit/receive, line status and collisions for every port. The LEDs are easily viewed from the front of the connector.



PRODUCT FACTS

- Low profile and narrow width provide more ports requiring less space
- LEDs integrated directly into jack and maintains compact form
- LEDs located at top of jack for effective visibility
- LEDs provided in a variety of color options
- LEDs manufactured under license for U.S. Patent 4,978,317
- Harmonic Modular Jacks with LEDs offered in 1,2,4,6,8 and 24 ports
- Unshielded and shielded versions in popular size configurations
- Provides grounding through panel and PC Board, gold plating and solder tails
- Lower labor cost during assembly of PCB
- Meets or exceeds FCC Part 68 rules and regulations with standard PC board footprints
- Produced under a Quality Management Certified to ISO 9001

LED MODULAR JACK SPECIFICATIONS

Electrical


- **Current Rating** - 1.5 amp max. at 25°C
- **Voltage Rating** - 150 VAC max.
- **Dielectric Withstanding Voltage** – 1000 VAC
- **Insulation Resistance** – 500 megohms min.
- **Shielding Effectiveness** - 20dB min., 10 to 200 MHz

Mechanical

- **Durability** - 750 mating cycles
- **Mating/Unmating Forces** - 4.5 lbs. Max
- **Operating Temperature** - -40°C to 70°C

Material & Finish

- **Housing** - High temperature Nylon, Black, UL 94V-0 rated
- **Contact** - 0.33 [.013] Phosphor bronze, plated 0.00127 [.000050] gold in localized area and 0.00381 [.000150] tin-Lead on solder tails, over 0.00127 [.000050] nickel underplate
- **Shield** - 0.25 [.010] copper alloy, tin-lead plated



Near End Crosstalk Requirement

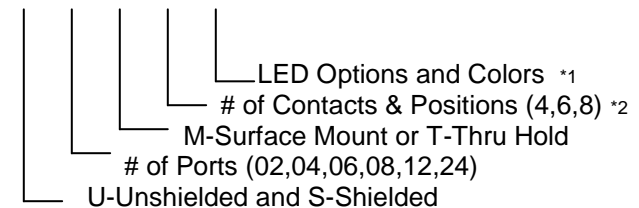
The XRJM Multi-Port Jacks exceed Near End Crosstalk (NEXT) requirements of -40dB at 100 Mhz, on all 4-pair combinations.

ORDERING INFORMATION

Part Number: XRJM-X-X-X-X-X
Family: LED Modular Jacks & Non LED Modular Jacks
Version: Position, Through Hole or SMT
Number of Contacts & Positions: (4, 6 or 8)
Shielding: Shielded or Unshielded
Number of Ports: 1, 2, 3, 4, 6, 8, 12, 24
LED1: Green Or Yellow or Bi-LED Optional
LED2: Yellow Or Green or Bi-LED Optional

PART DASH NUMBER OPTIONS

X -X -X -X -X



NOTE: *1 LED Color Chart Available

XMULTIPLE Technologies, Inc.

543 Country Club Drive #B128 • Simi Valley, CA 93065
USA, 805) 579-1100 • FAX: (805) 579-7800

www.xmultiple.com

XMULTIPLE reserves the right to modify or discontinue this product without notice. Specifications and pricing subject to change without notice. Various trademarks are property of their respective corporations.

XMULTIPLE

CONNECTING
PEOPLE TO
PEOPLE