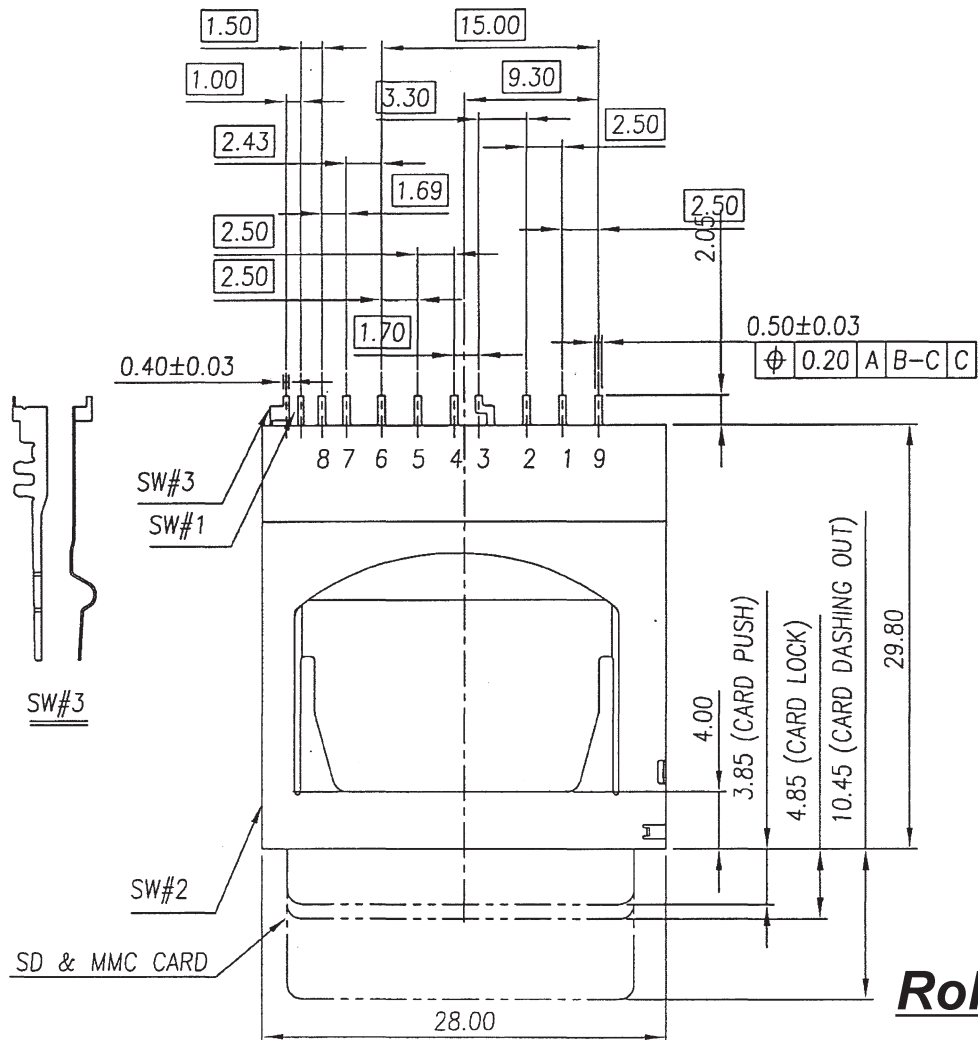
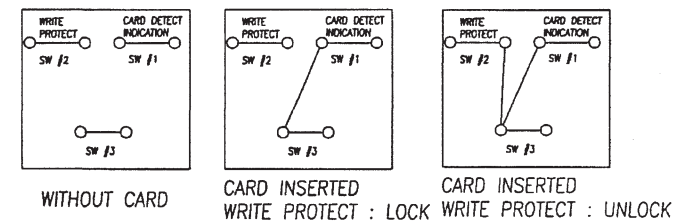


REV.	ECN NO.	DATE
A	Released	09/22/2011



Specifications:

Materials:

- * Contact: Phosphor Bronze, sel. Gold
- * Housing: Thermoplastic, (UL94V-0)
Color: Black
- * Switch Pin: Copper Alloy, Gold overall
- * Cover: Brass, Ni plated

Electrical:

- * Contact Resistance: 40mΩ Max.
- * Insulator Resistance: 1000MΩ Min.
- * Current Rating: 0.5 AC/DC max
- * Voltage Rating: 250V AC
- * Dielectric Voltage: AC 500V for 1 minute
- * Operating Temperature: -25°C ~ + 85°C

How to Order:

XSDC - SD05 - M - 9 - x - 1 - 1 - B

- Plating: S: Sel. Gold flash, S10: Sel. 10u" gold, S15: Sel. 15u" gold, S20: Sel. 20u" gold
- Card key: 1: Normal, 2: Reverse
- Stand off (Dim. A): 1: 0.0mm, big switch #3

RoHS Compliant

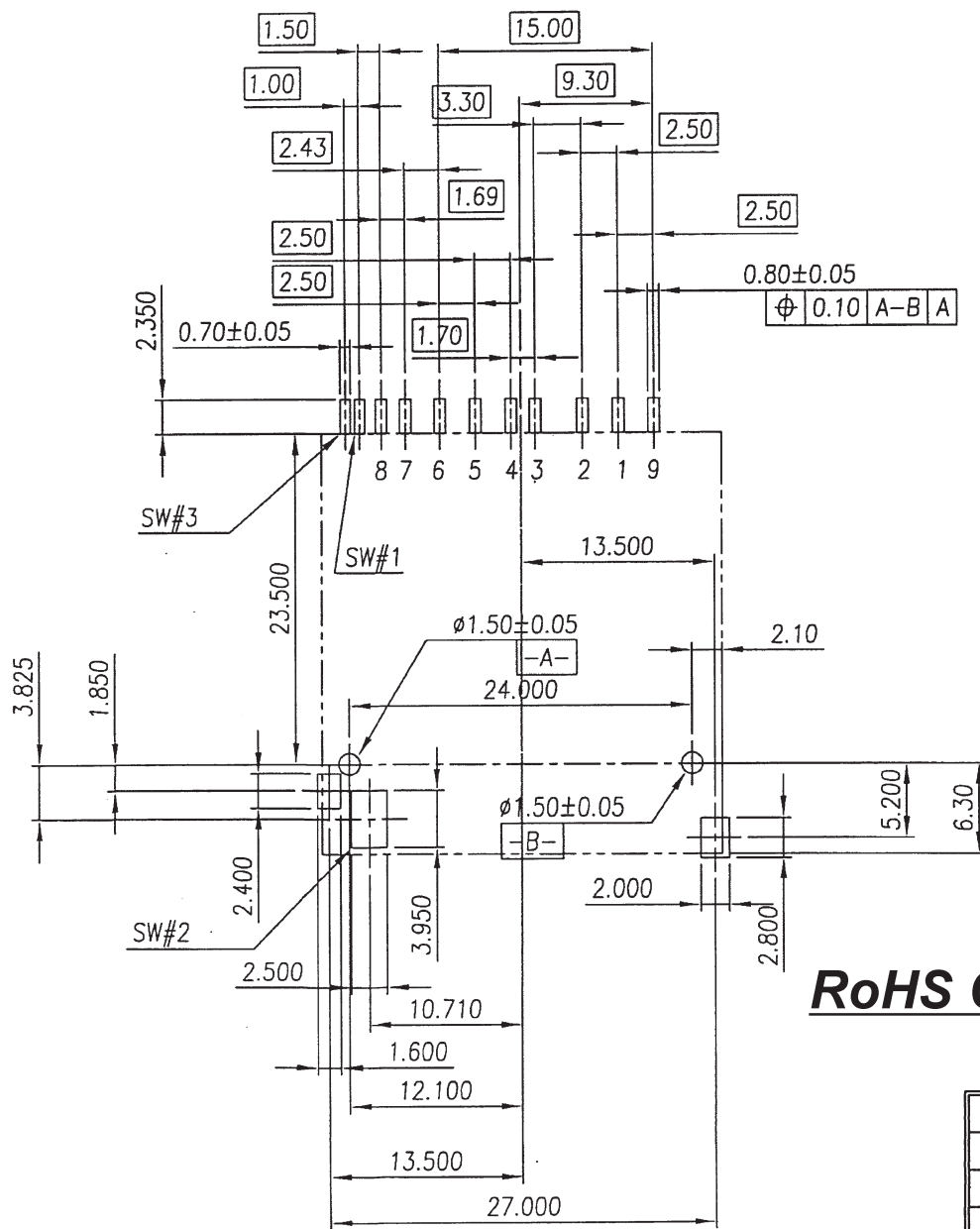
Scale		Drawn by	ANGLIA
Unit	mm	Checked by	Kevin
Tolerance		Sheet	1 of 2
.X	± 0.30	Projection	
.XX	± 0.20		
.XXX	± 0.05		
ANG.	= ±		

XMULTIPLE

Name: SD memory Card connector (D type) Push-Push Normal type	
Part number	XSDC-SD05-M-9-x-1-1-B
Drawing no.	SD05-M-9-x-1-1-B

REV.	ECN NO.	DATE
A	Released	09/22/2011

SD CARD PIN ASSIGN	
PIN	NAME
1	CD/DAT3
2	CMD/DI
3	VSS1
4	VDD
5	CLK/SCLK
6	VSS2
7	DAT0
8	DAT1
9	DAT2



RoHS Compliant

How to Order:

XSDC - SD05 - M - 9 - x - 1 - 1 - B

Plating
 S: Sel. Gold flash
 S10: Sel. 10u" gold
 S15: Sel. 15u" gold
 S20: Sel. 20u" gold

Card key
 1: Normal
 2: Reverse

Stand off (Dim. A)
 1: 0.0mm, big switch #3

Scale		Drawn by	ANGLIA
Unit	mm	Checked by	Kevin
Tolerance		Sheet	2 of 2
.X	± 0.30	Projection	
.XX	± 0.20		
.XXX	± 0.05		
ANG.	±		

XMULTIPLE

Name: SD memory Card connector (D type) Push-Push Normal type	
Part number	XSDC-SD05-M-9-x-1-1-B
Drawing no.	SD05-M-9-x-1-1-B