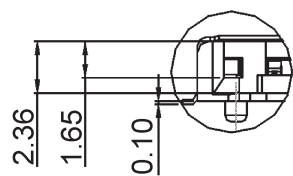
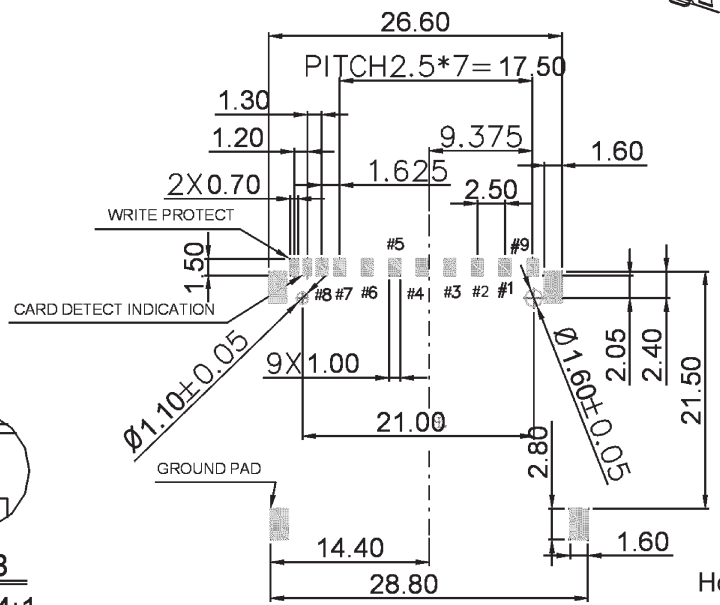
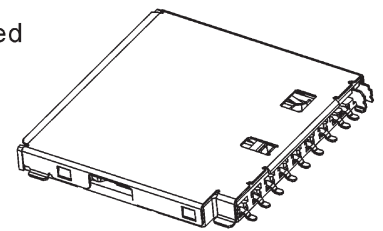
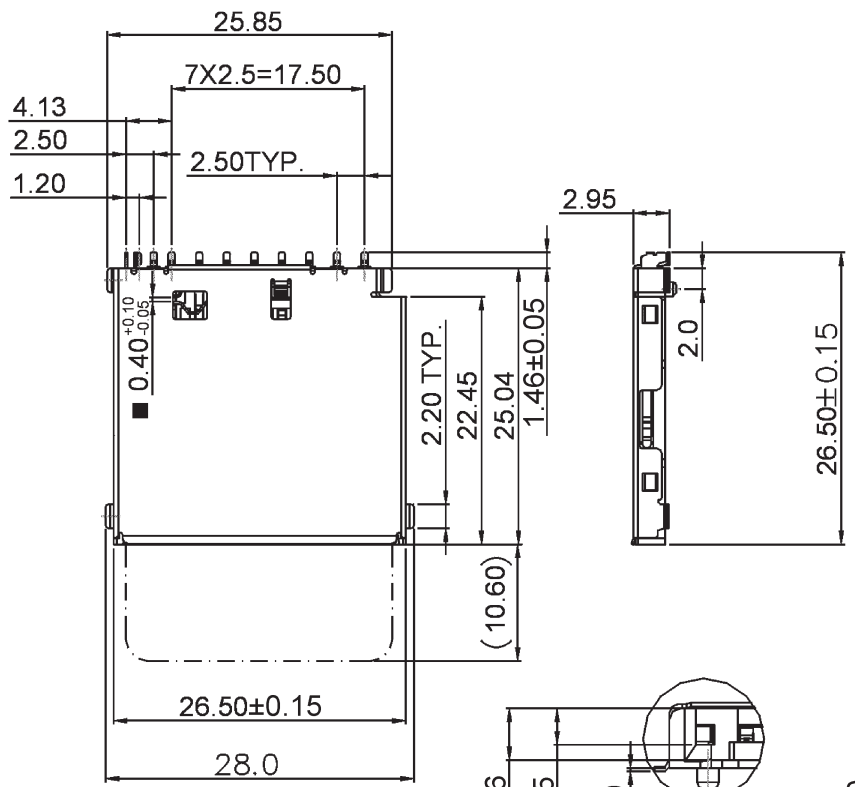


**Specifications:**

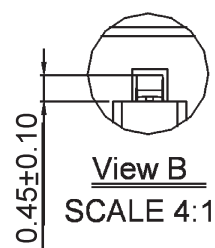
**Materials:**

- \* Contact: Phosphor Bronze, t=0.2mm
- \* Housing: LCP+30% G.F., (UL94V-0), Color: Black
- \* Metal cover: Stainless steel sheet, t=0.2mm
- \* Plating:  
 Contact area: gold plating over 50u" min. Ni under plated  
 Soldering area: 120u" min, tin over 50u" min. Ni under plated

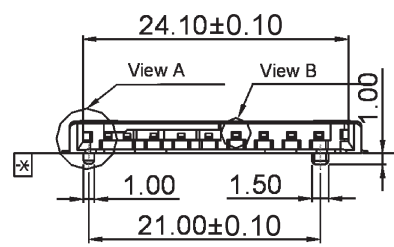
REV.	ECN NO.	DATE
A	Released	08/05/2005
B	0405/06	04/05/2006
C	1217/09	12/17/2009



**View A**  
SCALE 2:1



**View B**  
SCALE 4:1



0.12 Max | -X-  
ALL SOLDER TAILS & SHIELD TAIL

How to Order:  
 SD02 - M - 9 - x - W - M  
 Plating  
 S: Sel. gold flash  
 S5: Sel. 5u"gold

**RoHS Compliant**

Scale		Drawn by	ANGLIA
Unit	mm	Checked by	Kevin
Tolerance		Sheet	1 of 1
X. ± 0.30		Projection	
X.X ± 0.20			
X.XX ± 0.10			
ANG. = ± 5°			

<b>XMULTIPLE</b>		Name: SD connector, Manual type	
		Part number	SD02-M-9-x-W-M
Drawing no.		SD02-M-9-x-W-M	